



July 18, 2024

Diane Czarnecki
Industrial Hygienist
Facilities Management Division
GSA Public Buildings Service – Heartland Region
2300 Main Street
Kansas City, MO 64108

Re: Goodfellow Federal Center – Building 110 Air and Wipe Sampling Evaluation
Project No. 121244

Dear Ms. Czarnecki:

Thank you for the opportunity to provide the General Services Administration (GSA) with the above referenced environmental sampling activities. The following is our report.

INTRODUCTION

As requested, Burns & McDonnell conducted area air sampling and wipe sampling for the presence of seven (7) RCRA metals including arsenic, barium, cadmium, chromium, lead, selenium, and silver within the occupied areas of the warehouse located in building 110 of the Goodfellow Federal Center located at 4300 Goodfellow Boulevard in St. Louis, Missouri. The purpose of the investigation was to provide ongoing sampling data to monitor conditions at the site.

SAMPLING METHODOLOGY

Dust wipe sampling was conducted in accordance with ASTM Standard E1728: *Standard Practice for Collection of Settled Dust Samples Using Wipe Sampling Methods for Subsequent Lead Determination* and ASTM Standard D6966: *Standard Practice for Collection of Settled Dust Samples Using Wipe Sampling Methods for Subsequent Determination of Metals*. ASTM Standards E1728 and D6966 are consistent with the methodology described in the Housing and Urban Development Guidelines-Appendix 13.1 and 40 CFR 745.63. The Brookhaven National Laboratory's Surface Wipe Sampling Procedure (IH75190) was also used as a guideline.

A representative surface area of approximately one square foot (1 SF) was measured and delineated. The dust wipe samples were collected using dedicated dust wipe cloths meeting ASTM E1792 Standard. Each dust wipe cloth was pre-moistened and individually wrapped. Each sample was collected by wiping in a back and forth "S" pattern over a measured sampling area using a clean, disposable glove. Then, the wipe was folded over itself and the area was wiped again in a direction perpendicular to the first wipe orientation. Then, the wipe folded over itself again and the area was wiped around the perimeter. The wipe sample was then placed into a labeled, clean container.



Diane Czarnecki
Facilities Management Division
July 18, 2024
Page 2

Air samples for RCRA metals were collected on 37-millimeter (mm) cassettes with 0.8 micrometer (μm) mixed cellulose ester (MCE) filters, using powered air sampling pumps, in accordance with the National Institute for Occupational Safety and Health (NIOSH) Method 7300. The sampling strategy included collecting a minimum sample volume of 500 liters based on the calibrated pump flow rate and sample duration.

All samples were submitted under chain-of-custody to Environmental Hazards Services, LLC (EHS) in Richmond, Virginia for independent analysis of 7 RCRA metals. Air samples were analyzed by Inductively Coupled Plasma (ICP) according to NIOSH method 7300. Wipe samples were analyzed according to Environmental Protection Agency (EPA) method SW846-3050B/6010D. EHS is accredited under the American Industrial Hygiene Association (AIHA) Industrial Hygiene Laboratory Accreditation Program (IHLAP) program, identification number LAP-100420.

SAMPLE SUMMARY AND RESULTS

Air and wipe samples were collected on July 02, 2024 by Ashley Anstaett of Burns & McDonnell.

One (1) air sample was collected in the warehouse from the windowsill north of the door, next to the stairs. All analytes were below laboratory reporting limits. The complete air sampling laboratory report from EHS is included as Appendix A.

One (1) wipe sample was collected in the warehouse from the lid of the blue metal storage bin that sits on a pallet on wheels on the north wall, on the west side of the mezzanine. Barium was detected at a concentration of 76 micrograms per square foot ($\mu\text{g}/\text{sq. ft.}$), below the Clean Area Limit of 3,094 $\mu\text{g}/\text{sq. ft.}$ Cadmium was detected at a concentration of 2.2 $\mu\text{g}/\text{sq. ft.}$, below the Clean Area Limit of 31 $\mu\text{g}/\text{sq. ft.}$ Chromium was detected at a concentration of 41 $\mu\text{g}/\text{sq. ft.}$, below the Clean Area Limit of 3,094 $\mu\text{g}/\text{sq. ft.}$ Lead was detected at a concentration of 110 $\mu\text{g}/\text{sq. ft.}$, above the Clean Area Limit of 10 $\mu\text{g}/\text{sq. ft.}$ Arsenic, selenium and silver were below laboratory reporting limits. The complete wipe sampling laboratory report from EHS is included as Appendix B.

LIMITATIONS

The scope of this assessment was limited in nature. Burns & McDonnell collected samples from a representative number of surfaces in an effort to minimize cost while providing a general overview of site conditions. Sample locations do not encompass all surfaces at the site. Additionally, samples were only analyzed for a select number of potential contaminants. Burns & McDonnell is not responsible for potential contaminants not identified in this report.



Diane Czamecki
Facilities Management Division
July 18, 2024
Page 3

Burns & McDonnell appreciates the opportunity to work for GSA on this project. Please contact us if you have any questions regarding this report or if we may be of any additional service.

Sincerely,

(b) (6)
A large black rectangular redaction box covering the signature area. The text "(b) (6)" is written in red at the top left corner of the redaction.

Matt Shanahan, CHMM
Project Manager

Attachments:

- Appendix A – Air Sampling Laboratory Report
- Appendix B – Wipe Sampling Laboratory Report

Information in Appendices A and B are not accessible for people using screen reader technology. If this information is required, it can be furnished upon request by contacting 816-223-6198 or r6environmental@gsa.gov.

APPENDIX A – AIR SAMPLING LABORATORY REPORT



7469 Whitepine Rd
 North Chesterfield, VA 23237
 Telephone: 800.347.4010

Air Metals Analysis Report

Client: Burns & McDonnell Engineering
 9400 Ward Pkwy.
 Kansas City, MO 64114

Report Number: 24-07-01783
 Received Date: 07/11/2024
 Reported Date: 07/16/2024

Project/Test Address: 168765; GFC/ 4300 Goodfellow Blvd

Client Number:
 26-3514

Fax Number:
 816-822-3494

Laboratory Results

Lab Sample Number	Client Sample Number	Analyzed Date	Analyte	Air Volume (L)	Total Metal (ug)	Concentration (ug/m ³)	Narrative ID
24-07-01783-001	110-A-01	07/15/2024	Arsenic (As)	944	<0.15	<0.16	
			Barium (Ba)		<0.15	<0.16	
			Cadmium (Cd)		<0.030	<0.032	
			Chromium (Cr)		<0.75	<0.80	
			Lead (Pb)		<0.15	<0.16	
			Selenium (Se)		<0.75	<0.80	
			Silver (Ag)		<0.15	<0.16	
24-07-01783-002	110-A-02	07/15/2024	Arsenic (As)	--	<0.15	---	
			Barium (Ba)		<0.15	---	
			Cadmium (Cd)		<0.030	---	
			Chromium (Cr)		<0.75	---	
			Lead (Pb)		<0.15	---	
			Selenium (Se)		<0.75	---	
			Silver (Ag)		<0.15	---	

ENVIRONMENTAL HAZARDS SERVICES, LLC

Metals Chain of Custody Form

Pg 1 of 1

Company Name Burns & McDonnell	Account # 26-3514
Company Address 9400 Ward Parkway	City/State/Zip Kansas City, MO 64114
Phone 314-636-233-1270	Email alanstaett@burnsmcd.com
Project Name / Testing Address GFC / 4300 Goodfellow Blvd	
PO Number 168765	Collected By A. Anstaett
Turn-Around Time <input type="radio"/> 5 DAY <input checked="" type="radio"/> 3 DAY <input type="radio"/> 2 DAY <input type="radio"/> 1 DAY <input type="radio"/> SAME DAY OR WEEKEND - Must Call Ahead	

LAB NUMBER	Client Sample ID	Collection Date & Time	METALS						Other Metals	PARTICULATES					AIR			WIPES AREA Circle The Unit of Measurement Used cm or <u>in</u>			
			Pb TCLP	TCLP RCRA 8	RCRA 8 Total	Toxic Metal Profile	Welding Fume Profile	TX 11 TCLP		CA 17 Total	Total Nuisance Dust	Respirable Dust	TSP Gravimetric	TSP Pb	PM-10	Total Time	Flow Rate		Vol.		
																Mins.	L/min.		Total Liters		
1	110-A-01	7/2 1414							Ag, As, Ba, Cd, Cr, Pb, Se								370		944		x
2	110-A-02	7/2 0702															-	-	-		x
3																					x
4	110-W-01	7/2 1216																			12 x 12
5	110-W-02	7/2 1216																			NA x NA
6																					x
7																					x
8																					x
9																					x
10																					x
11																					x
12																					x
13																					x
14																					x
15																					x

Released By: A. Anstaett Date: 7/10/2024 Time: 1700

Signature: (b) (6)

LAB USE ONLY – BELOW THIS LINE

Received By: HHumphrey

Signature: (b) (6)

Date: 7/11/24 Time: 12:21 AM PM

Portal Contact Added

7469 WHITEPINE RD, RICHMOND, VA 23237 (800)-347-4010

RESULTS VIA CLIENT PORTAL AVAILABLE @ www.leadlab.com

24-07-01783

Due Date:
07/16/2024
(Tuesday)
EL MM-L

APPENDIX B – WIPE SAMPLING LABORATORY REPORT



7469 Whitepine Rd
 North Chesterfield, VA 23237
 Telephone: 800.347.4010

Wipe Metals Analysis Report

Client: Burns & McDonnell Engineering
 9400 Ward Pkwy.
 Kansas City, MO 64114

Report Number: 24-07-01779
 Received Date: 07/11/2024
 Analyzed Date: 07/15/2024
 Reported Date: 07/16/2024

Project/Test Address: 168765; GFC/ 4300 Goodfellow Blvd

Client Number:
26-3514

Laboratory Results

Fax Number:
816-822-3494

Lab Sample Number	Client Sample Number	Analyte:	Wipe Area (ft ²)	Total Metal (ug)	Concentration (ug/ft ²)	Narrative ID
24-07-01779-001	110-W-01	Arsenic (As)	1.00	<2.50	<2.5	L01
		Barium (Ba)	1.00	76.2	76	L01
		Cadmium (Cd)	1.00	2.18	2.2	L01
		Chromium (Cr)	1.00	41.4	41	L01
		Lead (Pb)	1.00	114	110	L01
		Selenium (Se)	1.00	<2.50	<2.5	L01
		Silver (Ag)	1.00	0.865	0.86	L01
24-07-01779-002	110-W-02	Arsenic (As)		<2.50	---	L01
		Barium (Ba)		<0.500	---	L01
		Cadmium (Cd)		<0.100	---	L01
		Chromium (Cr)		<1.00	---	L01

Environmental Hazards Services, L.L.C

Client Number: 26-3514
Project/Test Address: 168765; GFC/ 4300 Goodfellow Blvd

Report Number: 24-07-01779

Lab Sample Number	Client Sample Number	Analyte:	Wipe Area (ft ²)	Total Metal (ug)	Concentration (ug/ft ²)	Narrative ID
		Lead (Pb)		<0.500	---	L01
		Selenium (Se)		<2.50	---	L01
		Silver (Ag)		<0.500	---	L01

Sample Narratives:

L01: LCS and LCSD percent recovery for Se was outside of acceptance limits.

Analyst: Carlos Gonzalez

Method: EPA SW846 3050B/6010D

(b) (6)

Reviewed By Authorized Signatory:

Tasha Eaddy

QA/QC Clerk

Sample Results denoted with a "less than" (<) sign contains less than the reporting limit based on a 50mL volume. The reporting limit for Lead is 0.5ug.

The condition of the samples analyzed was acceptable upon receipt per laboratory protocol unless otherwise noted on this report. Results represent the analysis of samples submitted by the client. Unless otherwise noted, samples are reported without a dry weight correction. Sample location, description, area, volume, etc., was provided by the client. If the report does not contain the result for a field blank, it is due to the fact that the client did not include a field blank with their samples. These sample results do not reflect blank correction. This report shall not be reproduced except in full, without the written consent of Environmental Hazards Services, L.L.C.

Legend ug = microgram ug/ft² = micrograms per square foot
 mL = milliliter ft² = square foot

ENVIRONMENTAL HAZARDS SERVICES, LLC

Metals Chain of Custody Form

Pg 1 of 1

Company Name	Burns & McDonnell	Account #	26-3514
Company Address	9400 Ward Parkway	City/State/Zip	Kansas City, MO 64114
Phone	314-636-233-1270	Email	alanstaett@burnsmcd.com
Project Name / Testing Address		GFC / 4300 Goodfellow Blvd	
PO Number	168765	Collected By	A. Anstaett
Turn-Around Time	<input type="radio"/> 5 DAY <input checked="" type="radio"/> 3 DAY <input type="radio"/> 2 DAY <input type="radio"/> 1 DAY <input type="radio"/> SAME DAY OR WEEKEND - Must Call Ahead		

LAB NUMBER	Client Sample ID	Collection Date & Time	METALS						Other Metals	PARTICULATES					AIR			WIPES AREA Circle The Unit of Measurement Used cm or in
			Pb TCLP	TCLP RCRA 8	RCRA 8 Total	Toxic Metal Profile	Welding Fume Profile	TX 11 TCLP		CA 17 Total	Total Nuisance Dust	Respirable Dust	TSP Gravimetric	TSP Pb	PM-10	Total Time Mins.	Flow Rate L/min.	
1	110-A-01	7/2 1414						Ag, As, Ba, Cd, Cr, Pb, Se						370		944	x	
2	110-A-02	7/2 0702												-	-	-	x	
3																	x	
4	110-W-01	7/2 1216															12 x 12	
5	110-W-02	7/2 1216															NA x NA	
6																	x	
7																	x	
8																	x	
9																	x	
10																	x	
11																	x	
12																	x	
13																	x	
14																	x	
15																	x	

Released By: A. Anstaett	Date: 7/10/2024	Time: 1700
Signature: (b) (6)		


LAB USE ONLY - BELOW THIS LINE

Received By: HHumphrey

Signature: (b) (6)


Date: 7, 11, 24 Time: 12 : 21 AM PM


24-07-01779



Due Date:
07/16/2024
(Tuesday)
EL MM-L

Portal Contact Added

 7469 WHITEPINE RD, RICHMOND, VA 23237 (800)-347-4010

 RESULTS VIA CLIENT PORTAL AVAILABLE @ www.leadlab.com