

Midwest Asbestos Abatement Corporation

28 B PATMOS • ST. PETERS, MISSOURI 63376 • (636) 926-7800 • FAX (636) 926-7802

PREPARED FOR:

**Hof Construction, Inc.
3137 Jamieson Avenue
St. Louis, MO 63139**

PROJECT CLOSEOUT SUBMITTAL:

USDA Space Consolidation

JOB# 07-0-015

PREPARED BY:

**MIDWEST ASBESTOS ABATEMENT CORPORATION
28B PATMOS DRIVE
ST. PETERS, MO 63376**

August 20, 2007

Project Detail

Date Initiated Date Completed Active

08-Jul-2008 21-Aug-2007

Close Out Project



Tracking Number 2008-0175 Assigned KWS

POC

Enter New Update

Bldg. No. MO0609 FEDERAL CENTER, BLDG. #104
4300 GOODFELLOW BLVD.
ST. LOUIS MO

Title: CONSTRUCTION WORK RELATED TO USDA CONSOLIDATION FROM DOWNTOWN ST. LOUIS., FEDERAL CENTER, 4300 GOODFELLOW, ST. LOUIS, MO

Scope: ASBESTOS ABATEMENT IN PREPARATION FOR USDA TO MOVE IN. INCLUDES BLDG 105.

Project Category: ASBESTOS

Is this Project a Result of a Complaint? NO

Click Here to Hyperlink to a Document

Is Project a Result of an OSHA Inquiry? No

[jects\Safety Team\SafetyProjectFiles\2008_0175_MO0609_Asbes](#)

08-Jul-2008

PROJECT CLOSE-OUT DOCUMENT FM HOF CONSTRUCTION IN ARCHIVE.

1

Expiration Date : 06/30/07

Registration Number : 07-06-0068

Missouri State Registration for Asbestos Contractors

issued by Department of Natural Resources

P.O. Box 176

Jefferson City, MO 65102

Phone (573) 751-4817

Midwest Asbestos Abatement Corporation

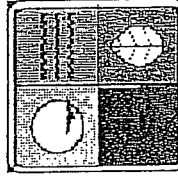
has successfully completed the requirements for registration as an Asbestos Contractor.
This Missouri State registration is subject to review and the director may deny, suspend or
revoke the registration per RSMo chapter 643.230.

05/30/06

Date

(b) (6)

Director of Air Pollution Control



Expiration Date : 06/30/08

Registration Number : 08-06-0068

Missouri State Registration for Asbestos Contractors
issued by Department of Natural Resources
P.O. Box 176
Jefferson City, MO 65102
Phone (573) 751-4817

Midwest Asbestos Abatement Corporation

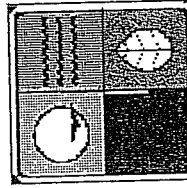
has successfully completed the requirements for registration as an Asbestos Contractor.
This Missouri State registration is subject to review and the director may deny, suspend or
revoke the registration per RSMo chapter 643.230.

05/04/07

Date

(b) (6)

Director of Air Pollution Control







Midwest Asbestos Abatement Corporation

28 B PATMOS • ST. PETERS, MISSOURI 63376 • (636) 926-7800 • FAX (636) 926-7802

DAILY CHECKLIST FOR JOB SUPERVISOR

1. VISUALLY INSPECT FOR CLEANLINESS
2. CHECK FOR DAMAGES IN AIR LOCKS, RIPS IN VISQUEEN, ANY BROKEN OR HAZARDOUS EQUIPMENT, DEFECTIVE WORK THAT HAS BEEN INSTALLED.
3. INSPECT ALL FILTERS ON NEGATIVE AIR UNITS AND HEPA VACUUMS.
4. CHECK STOCK FOR ANY SHORTAGES.
5. ARE ALL JOB SIGNS POSTED PROPERLY?
6. TURN OFF WATER SUPPLY TO ALL HOSES.
7. FILL OUT TIME SHEET FOR THE DAY.
8. COMPLETE WASTE VERIFICATION FORM IF CONTAMINATED MATERIAL WAS TAKEN TO LANDFILL.
9. COMPLETE SAMPLING SUMMARY FORM FOR AIR MONITORING.
10. HAVE VISITORS TO THE CONTAMINATED AREA SIGNED WAIVER OF RELEASE?
11. IF NEW MEN HIRED TODAY, DO YOU HAE A WIGNED W-4 FORM AND COPY OF THE EMPLOYEE ASBESTOS CERTIFICATION AND PHYSICAL?

JOB SUPERVISOR

 Aaron Zelle

DATE

 01-24-07 Wednesday

JOB NUMBER

 07-0-015



Midwest Asbestos Abatement Corporation

28 B PATMOS • ST. PETERS, MISSOURI 63376 • (636) 926-7800 • FAX (636) 926-7802

DAILY CHECKLIST FOR JOB SUPERVISOR

1. VISUALLY INSPECT FOR CLEANLINESS
2. CHECK FOR DAMAGES IN AIR LOCKS, RIPS IN VISQUEEN, ANY BROKEN OR HAZARDOUS EQUIPMENT, DEFECTIVE WORK THAT HAS BEEN INSTALLED.
3. INSPECT ALL FILTERS ON NEGATIVE AIR UNITS AND HEPA VACUUMS.
4. CHECK STOCK FOR ANY SHORTAGES.
5. ARE ALL JOB SIGNS POSTED PROPERLY?
6. TURN OFF WATER SUPPLY TO ALL HOSES.
7. FILL OUT TIME SHEET FOR THE DAY.
8. COMPLETE WASTE VERIFICATION FORM IF CONTAMINATED MATERIAL WAS TAKEN TO LANDFILL.
9. COMPLETE SAMPLING SUMMARY FORM FOR AIR MONITORING.
10. HAVE VISITORS TO THE CONTAMINATED AREA SIGNED WAIVER OF RELEASE?
11. IF NEW MEN HIRED TODAY, DO YOU HAE A WIGNED W-4 FORM AND COPY OF THE EMPLOYEE ASBESTOS CERTIFICATION AND PHYSICAL?

JOB SUPERVISOR Aaron Zeller

DATE 01-25-07 Thursday

JOB NUMBER 07-0-019



Midwest Asbestos Abatement Corporation

28 B PATMOS • ST. PETERS, MISSOURI 63376 • (636) 926-7800 • FAX (636) 926-7802

DAILY CHECKLIST FOR JOB SUPERVISOR

1. VISUALLY INSPECT FOR CLEANLINESS
2. CHECK FOR DAMAGES IN AIR LOCKS, RIPS IN VISQUEEN, ANY BROKEN OR HAZARDOUS EQUIPMENT, DEFECTIVE WORK THAT HAS BEEN INSTALLED.
3. INSPECT ALL FILTERS ON NEGATIVE AIR UNITS AND HEPA VACUUMS.
4. CHECK STOCK FOR ANY SHORTAGES.
5. ARE ALL JOB SIGNS POSTED PROPERLY?
6. TURN OFF WATER SUPPLY TO ALL HOSES.
7. FILL OUT TIME SHEET FOR THE DAY.
8. COMPLETE WASTE VERIFICATION FORM IF CONTAMINATED MATERIAL WAS TAKEN TO LANDFILL.
9. COMPLETE SAMPLING SUMMARY FORM FOR AIR MONITORING.
10. HAVE VISITORS TO THE CONTAMINATED AREA SIGNED WAIVER OF RELEASE?
11. IF NEW MEN HIRED TODAY, DO YOU HAE A WIGNED W-4 FORM AND COPY OF THE EMPLOYEE ASBESTOS CERTIFICATION AND PHYSICAL?

JOB SUPERVISOR Aaron Zeller

DATE 01-26-07 Friday

JOB NUMBER 07-0-015



Midwest Asbestos Abatement Corporation

28 B PATMOS • ST. PETERS, MISSOURI 63376 • (636) 926-7800 • FAX (636) 926-7802

DAILY CHECKLIST FOR JOB SUPERVISOR

1. VISUALLY INSPECT FOR CLEANLINESS
2. CHECK FOR DAMAGES IN AIR LOCKS, RIPS IN VISQUEEN, ANY BROKEN OR HAZARDOUS EQUIPMENT, DEFECTIVE WORK THAT HAS BEEN INSTALLED.
3. INSPECT ALL FILTERS ON NEGATIVE AIR UNITS AND HEPA VACUUMS.
4. CHECK STOCK FOR ANY SHORTAGES.
5. ARE ALL JOB SIGNS POSTED PROPERLY?
6. TURN OFF WATER SUPPLY TO ALL HOSES.
7. FILL OUT TIME SHEET FOR THE DAY.
8. COMPLETE WASTE VERIFICATION FORM IF CONTAMINATED MATERIAL WAS TAKEN TO LANDFILL.
9. COMPLETE SAMPLING SUMMARY FORM FOR AIR MONITORING.
10. HAVE VISITORS TO THE CONTAMINATED AREA SIGNED WAIVER OF RELEASE?
11. IF NEW MEN HIRED TODAY, DO YOU HAE A WIGNED W-4 FORM AND COPY OF THE EMPLOYEE ASBESTOS CERTIFICATION AND PHYSICAL?

JOB SUPERVISOR Aaron Zeller

DATE 1-29-07 Monday

JOB NUMBER 07-0-015



Midwest Asbestos Abatement Corporation

28 B PATMOS • ST. PETERS, MISSOURI 63376 • (636) 926-7800 • FAX (636) 926-7802


DAILY CHECKLIST FOR JOB SUPERVISOR

1. VISUALLY INSPECT FOR CLEANLINESS
2. CHECK FOR DAMAGES IN AIR LOCKS, RIPS IN VISQUEEN, ANY BROKEN OR HAZARDOUS EQUIPMENT, DEFECTIVE WORK THAT HAS BEEN INSTALLED.
3. INSPECT ALL FILTERS ON NEGATIVE AIR UNITS AND HEPA VACUUMS.
4. CHECK STOCK FOR ANY SHORTAGES.
5. ARE ALL JOB SIGNS POSTED PROPERLY?
6. TURN OFF WATER SUPPLY TO ALL HOSES.
7. FILL OUT TIME SHEET FOR THE DAY.
8. COMPLETE WASTE VERIFICATION FORM IF CONTAMINATED MATERIAL WAS TAKEN TO LANDFILL.
9. COMPLETE SAMPLING SUMMARY FORM FOR AIR MONITORING.
10. HAVE VISITORS TO THE CONTAMINATED AREA SIGNED WAIVER OF RELEASE?
11. IF NEW MEN HIRED TODAY, DO YOU HAE A WIGNED W-4 FORM AND COPY OF THE EMPLOYEE ASBESTOS CERTIFICATION AND PHYSICAL?

JOB SUPERVISOR Aaron Zeller

DATE 1-30-07 Tuesday

JOB NUMBER 07-0-015



Midwest Asbestos Abatement Corporation

28 B PATMOS • ST. PETERS, MISSOURI 63376 • (636) 926-7800 • FAX (636) 926-7802

DAILY CHECKLIST FOR JOB SUPERVISOR

1. VISUALLY INSPECT FOR CLEANLINESS
2. CHECK FOR DAMAGES IN AIR LOCKS, RIPS IN VISQUEEN, ANY BROKEN OR HAZARDOUS EQUIPMENT, DEFECTIVE WORK THAT HAS BEEN INSTALLED.
3. INSPECT ALL FILTERS ON NEGATIVE AIR UNITS AND HEPA VACUUMS.
4. CHECK STOCK FOR ANY SHORTAGES.
5. ARE ALL JOB SIGNS POSTED PROPERLY?
6. TURN OFF WATER SUPPLY TO ALL HOSES.
7. FILL OUT TIME SHEET FOR THE DAY.
8. COMPLETE WASTE VERIFICATION FORM IF CONTAMINATED MATERIAL WAS TAKEN TO LANDFILL.
9. COMPLETE SAMPLING SUMMARY FORM FOR AIR MONITORING.
10. HAVE VISITORS TO THE CONTAMINATED AREA SIGNED WAIVER OF RELEASE?
11. IF NEW MEN HIRED TODAY, DO YOU HAE A WIGNED W-4 FORM AND COPY OF THE EMPLOYEE ASBESTOS CERTIFICATION AND PHYSICAL?

JOB SUPERVISOR Aaron Zeller

DATE 1-31-07 Wednesday

JOB NUMBER 07-0-015



Midwest Asbestos Abatement Corporation

28 B PATMOS • ST. PETERS, MISSOURI 63376 • (636) 926-7800 • FAX (636) 926-7802

DAILY CHECKLIST FOR JOB SUPERVISOR

1. VISUALLY INSPECT FOR CLEANLINESS
2. CHECK FOR DAMAGES IN AIR LOCKS, RIPS IN VISQUEEN, ANY BROKEN OR HAZARDOUS EQUIPMENT, DEFECTIVE WORK THAT HAS BEEN INSTALLED.
3. INSPECT ALL FILTERS ON NEGATIVE AIR UNITS AND HEPA VACUUMS.
4. CHECK STOCK FOR ANY SHORTAGES.
5. ARE ALL JOB SIGNS POSTED PROPERLY?
6. TURN OFF WATER SUPPLY TO ALL HOSES.
7. FILL OUT TIME SHEET FOR THE DAY.
8. COMPLETE WASTE VERIFICATION FORM IF CONTAMINATED MATERIAL WAS TAKEN TO LANDFILL.
9. COMPLETE SAMPLING SUMMARY FORM FOR AIR MONITORING.
10. HAVE VISITORS TO THE CONTAMINATED AREA SIGNED WAIVER OF RELEASE?
11. IF NEW MEN HIRED TODAY, DO YOU HAE A WIGNED W-4 FORM AND COPY OF THE EMPLOYEE ASBESTOS CERTIFICATION AND PHYSICAL?

JOB SUPERVISOR Aaron Zeller

DATE 2-1-07 Thursday

JOB NUMBER 07-0-019



Midwest Asbestos Abatement Corporation

28 B PATMOS • ST. PETERS, MISSOURI 63376 • (636) 926-7800 • FAX (636) 926-7802


DAILY CHECKLIST FOR JOB SUPERVISOR

1. VISUALLY INSPECT FOR CLEANLINESS
2. CHECK FOR DAMAGES IN AIR LOCKS, RIPS IN VISQUEEN, ANY BROKEN OR HAZARDOUS EQUIPMENT, DEFECTIVE WORK THAT HAS BEEN INSTALLED.
3. INSPECT ALL FILTERS ON NEGATIVE AIR UNITS AND HEPA VACUUMS.
4. CHECK STOCK FOR ANY SHORTAGES.
5. ARE ALL JOB SIGNS POSTED PROPERLY?
6. TURN OFF WATER SUPPLY TO ALL HOSES.
7. FILL OUT TIME SHEET FOR THE DAY.
8. COMPLETE WASTE VERIFICATION FORM IF CONTAMINATED MATERIAL WAS TAKEN TO LANDFILL.
9. COMPLETE SAMPLING SUMMARY FORM FOR AIR MONITORING.
10. HAVE VISITORS TO THE CONTAMINATED AREA SIGNED WAIVER OF RELEASE?
11. IF NEW MEN HIRED TODAY, DO YOU HAE A WIGNED W-4 FORM AND COPY OF THE EMPLOYEE ASBESTOS CERTIFICATION AND PHYSICAL?

JOB SUPERVISOR Aaron Zeller

DATE 2-2-07 Friday

JOB NUMBER 07-0-015



Midwest Asbestos Abatement Corporation

28 B PATMOS • ST. PETERS, MISSOURI 63376 • (636) 926-7800 • FAX (636) 926-7802

DAILY CHECKLIST FOR JOB SUPERVISOR

1. VISUALLY INSPECT FOR CLEANLINESS
2. CHECK FOR DAMAGES IN AIR LOCKS, RIPS IN VISQUEEN, ANY BROKEN OR HAZARDOUS EQUIPMENT, DEFECTIVE WORK THAT HAS BEEN INSTALLED.
3. INSPECT ALL FILTERS ON NEGATIVE AIR UNITS AND HEPA VACUUMS.
4. CHECK STOCK FOR ANY SHORTAGES.
5. ARE ALL JOB SIGNS POSTED PROPERLY?
6. TURN OFF WATER SUPPLY TO ALL HOSES.
7. FILL OUT TIME SHEET FOR THE DAY.
8. COMPLETE WASTE VERIFICATION FORM IF CONTAMINATED MATERIAL WAS TAKEN TO LANDFILL.
9. COMPLETE SAMPLING SUMMARY FORM FOR AIR MONITORING.
10. HAVE VISITORS TO THE CONTAMINATED AREA SIGNED WAIVER OF RELEASE?
11. IF NEW MEN HIRED TODAY, DO YOU HAE A WIGNED W-4 FORM AND COPY OF THE EMPLOYEE ASBESTOS CERTIFICATION AND PHYSICAL?

JOB SUPERVISOR Aaron Zeller

DATE 2-5-07 Monday

JOB NUMBER 07-0-015



Midwest Asbestos Abatement Corporation

28 B PATMOS • ST. PETERS, MISSOURI 63376 • (636) 926-7800 • FAX (636) 926-7802


DAILY CHECKLIST FOR JOB SUPERVISOR

1. VISUALLY INSPECT FOR CLEANLINESS
2. CHECK FOR DAMAGES IN AIR LOCKS, RIPS IN VISQUEEN, ANY BROKEN OR HAZARDOUS EQUIPMENT, DEFECTIVE WORK THAT HAS BEEN INSTALLED.
3. INSPECT ALL FILTERS ON NEGATIVE AIR UNITS AND HEPA VACUUMS.
4. CHECK STOCK FOR ANY SHORTAGES.
5. ARE ALL JOB SIGNS POSTED PROPERLY?
6. TURN OFF WATER SUPPLY TO ALL HOSES.
7. FILL OUT TIME SHEET FOR THE DAY.
8. COMPLETE WASTE VERIFICATION FORM IF CONTAMINATED MATERIAL WAS TAKEN TO LANDFILL.
9. COMPLETE SAMPLING SUMMARY FORM FOR AIR MONITORING.
10. HAVE VISITORS TO THE CONTAMINATED AREA SIGNED WAIVER OF RELEASE?
11. IF NEW MEN HIRED TODAY, DO YOU HAE A WIGNED W-4 FORM AND COPY OF THE EMPLOYEE ASBESTOS CERTIFICATION AND PHYSICAL?

JOB SUPERVISOR Aaron Zeller

DATE 2-6-07 Tuesday

JOB NUMBER 07-0-015



Midwest Asbestos Abatement Corporation

28 B PATMOS • ST. PETERS, MISSOURI 63376 • (636) 926-7800 • FAX (636) 926-7802

DAILY CHECKLIST FOR JOB SUPERVISOR

1. VISUALLY INSPECT FOR CLEANLINESS
2. CHECK FOR DAMAGES IN AIR LOCKS, RIPS IN VISQUEEN, ANY BROKEN OR HAZARDOUS EQUIPMENT, DEFECTIVE WORK THAT HAS BEEN INSTALLED.
3. INSPECT ALL FILTERS ON NEGATIVE AIR UNITS AND HEPA VACUUMS.
4. CHECK STOCK FOR ANY SHORTAGES.
5. ARE ALL JOB SIGNS POSTED PROPERLY?
6. TURN OFF WATER SUPPLY TO ALL HOSES.
7. FILL OUT TIME SHEET FOR THE DAY.
8. COMPLETE WASTE VERIFICATION FORM IF CONTAMINATED MATERIAL WAS TAKEN TO LANDFILL.
9. COMPLETE SAMPLING SUMMARY FORM FOR AIR MONITORING.
10. HAVE VISITORS TO THE CONTAMINATED AREA SIGNED WAIVER OF RELEASE?
11. IF NEW MEN HIRED TODAY, DO YOU HAE A WIGNED W-4 FORM AND COPY OF THE EMPLOYEE ASBESTOS CERTIFICATION AND PHYSICAL?

JOB SUPERVISOR Aaron Zeller

DATE 2-7-07 Wednesday

JOB NUMBER 07-0-015



Midwest Asbestos Abatement Corporation

28 B PATMOS • ST. PETERS, MISSOURI 63376 • (636) 926-7800 • FAX (636) 926-7802

DAILY CHECKLIST FOR JOB SUPERVISOR

1. VISUALLY INSPECT FOR CLEANLINESS
2. CHECK FOR DAMAGES IN AIR LOCKS, RIPS IN VISQUEEN, ANY BROKEN OR HAZARDOUS EQUIPMENT, DEFECTIVE WORK THAT HAS BEEN INSTALLED.
3. INSPECT ALL FILTERS ON NEGATIVE AIR UNITS AND HEPA VACUUMS.
4. CHECK STOCK FOR ANY SHORTAGES.
5. ARE ALL JOB SIGNS POSTED PROPERLY?
6. TURN OFF WATER SUPPLY TO ALL HOSES.
7. FILL OUT TIME SHEET FOR THE DAY.
8. COMPLETE WASTE VERIFICATION FORM IF CONTAMINATED MATERIAL WAS TAKEN TO LANDFILL.
9. COMPLETE SAMPLING SUMMARY FORM FOR AIR MONITORING.
10. HAVE VISITORS TO THE CONTAMINATED AREA SIGNED WAIVER OF RELEASE?
11. IF NEW MEN HIRED TODAY, DO YOU HAE A WIGNED W-4 FORM AND COPY OF THE EMPLOYEE ASBESTOS CERTIFICATION AND PHYSICAL?

JOB SUPERVISOR Aaron Zeller

DATE 2-8-07 Thursday

JOB NUMBER 07-0-015



Midwest Asbestos Abatement Corporation

28 B PATMOS • ST. PETERS, MISSOURI 63376 • (636) 926-7800 • FAX (636) 926-7802


DAILY CHECKLIST FOR JOB SUPERVISOR

1. VISUALLY INSPECT FOR CLEANLINESS
2. CHECK FOR DAMAGES IN AIR LOCKS, RIPS IN VISQUEEN, ANY BROKEN OR HAZARDOUS EQUIPMENT, DEFECTIVE WORK THAT HAS BEEN INSTALLED.
3. INSPECT ALL FILTERS ON NEGATIVE AIR UNITS AND HEPA VACUUMS.
4. CHECK STOCK FOR ANY SHORTAGES.
5. ARE ALL JOB SIGNS POSTED PROPERLY?
6. TURN OFF WATER SUPPLY TO ALL HOSES.
7. FILL OUT TIME SHEET FOR THE DAY.
8. COMPLETE WASTE VERIFICATION FORM IF CONTAMINATED MATERIAL WAS TAKEN TO LANDFILL.
9. COMPLETE SAMPLING SUMMARY FORM FOR AIR MONITORING.
10. HAVE VISITORS TO THE CONTAMINATED AREA SIGNED WAIVER OF RELEASE?
11. IF NEW MEN HIRED TODAY, DO YOU HAE A WIGNED W-4 FORM AND COPY OF THE EMPLOYEE ASBESTOS CERTIFICATION AND PHYSICAL?

JOB SUPERVISOR Aaron Zeller

DATE 2-9-07 Friday

JOB NUMBER 07-0-015



Midwest Asbestos Abatement Corporation

28 B PATMOS • ST. PETERS, MISSOURI 63376 • (636) 926-7800 • FAX (636) 926-7802

DAILY CHECKLIST FOR JOB SUPERVISOR

1. VISUALLY INSPECT FOR CLEANLINESS
2. CHECK FOR DAMAGES IN AIR LOCKS, RIPS IN VISQUEEN, ANY BROKEN OR HAZARDOUS EQUIPMENT, DEFECTIVE WORK THAT HAS BEEN INSTALLED.
3. INSPECT ALL FILTERS ON NEGATIVE AIR UNITS AND HEPA VACUUMS.
4. CHECK STOCK FOR ANY SHORTAGES.
5. ARE ALL JOB SIGNS POSTED PROPERLY?
6. TURN OFF WATER SUPPLY TO ALL HOSES.
7. FILL OUT TIME SHEET FOR THE DAY.
8. COMPLETE WASTE VERIFICATION FORM IF CONTAMINATED MATERIAL WAS TAKEN TO LANDFILL.
9. COMPLETE SAMPLING SUMMARY FORM FOR AIR MONITORING.
10. HAVE VISITORS TO THE CONTAMINATED AREA SIGNED WAIVER OF RELEASE?
11. IF NEW MEN HIRED TODAY, DO YOU HAE A WIGNED W-4 FORM AND COPY OF THE EMPLOYEE ASBESTOS CERTIFICATION AND PHYSICAL?

JOB SUPERVISOR Aaron Zeller

DATE 2-12-07 Monday

JOB NUMBER 07-0-015



Midwest Asbestos Abatement Corporation

28 B PATMOS • ST. PETERS, MISSOURI 63376 • (636) 926-7800 • FAX (636) 926-7802


DAILY CHECKLIST FOR JOB SUPERVISOR

1. VISUALLY INSPECT FOR CLEANLINESS
2. CHECK FOR DAMAGES IN AIR LOCKS, RIPS IN VISQUEEN, ANY BROKEN OR HAZARDOUS EQUIPMENT, DEFECTIVE WORK THAT HAS BEEN INSTALLED.
3. INSPECT ALL FILTERS ON NEGATIVE AIR UNITS AND HEPA VACUUMS.
4. CHECK STOCK FOR ANY SHORTAGES.
5. ARE ALL JOB SIGNS POSTED PROPERLY?
6. TURN OFF WATER SUPPLY TO ALL HOSES.
7. FILL OUT TIME SHEET FOR THE DAY.
8. COMPLETE WASTE VERIFICATION FORM IF CONTAMINATED MATERIAL WAS TAKEN TO LANDFILL.
9. COMPLETE SAMPLING SUMMARY FORM FOR AIR MONITORING.
10. HAVE VISITORS TO THE CONTAMINATED AREA SIGNED WAIVER OF RELEASE?
11. IF NEW MEN HIRED TODAY, DO YOU HAE A WIGNED W-4 FORM AND COPY OF THE EMPLOYEE ASBESTOS CERTIFICATION AND PHYSICAL?

JOB SUPERVISOR Aaron Zeller

DATE 2-13-07 Tuesday

JOB NUMBER 07-0-015



Midwest Asbestos Abatement Corporation

28 B PATMOS • ST. PETERS, MISSOURI 63376 • (636) 926-7800 • FAX (636) 926-7802

DAILY CHECKLIST FOR JOB SUPERVISOR

1. VISUALLY INSPECT FOR CLEANLINESS
2. CHECK FOR DAMAGES IN AIR LOCKS, RIPS IN VISQUEEN, ANY BROKEN OR HAZARDOUS EQUIPMENT, DEFECTIVE WORK THAT HAS BEEN INSTALLED.
3. INSPECT ALL FILTERS ON NEGATIVE AIR UNITS AND HEPA VACUUMS.
4. CHECK STOCK FOR ANY SHORTAGES.
5. ARE ALL JOB SIGNS POSTED PROPERLY?
6. TURN OFF WATER SUPPLY TO ALL HOSES.
7. FILL OUT TIME SHEET FOR THE DAY.
8. COMPLETE WASTE VERIFICATION FORM IF CONTAMINATED MATERIAL WAS TAKEN TO LANDFILL.
9. COMPLETE SAMPLING SUMMARY FORM FOR AIR MONITORING.
10. HAVE VISITORS TO THE CONTAMINATED AREA SIGNED WAIVER OF RELEASE?
11. IF NEW MEN HIRED TODAY, DO YOU HAE A WIGNED W-4 FORM AND COPY OF THE EMPLOYEE ASBESTOS CERTIFICATION AND PHYSICAL?

JOB SUPERVISOR Aaron Zeller

DATE 2-14-07 Wednesday

JOB NUMBER 07-0-015



Midwest Asbestos Abatement Corporation

28 B PATMOS • ST. PETERS, MISSOURI 63376 • (636) 926-7800 • FAX (636) 926-7802

DAILY CHECKLIST FOR JOB SUPERVISOR

1. VISUALLY INSPECT FOR CLEANLINESS
2. CHECK FOR DAMAGES IN AIR LOCKS, RIPS IN VISQUEEN, ANY BROKEN OR HAZARDOUS EQUIPMENT, DEFECTIVE WORK THAT HAS BEEN INSTALLED.
3. INSPECT ALL FILTERS ON NEGATIVE AIR UNITS AND HEPA VACUUMS.
4. CHECK STOCK FOR ANY SHORTAGES.
5. ARE ALL JOB SIGNS POSTED PROPERLY?
6. TURN OFF WATER SUPPLY TO ALL HOSES.
7. FILL OUT TIME SHEET FOR THE DAY.
8. COMPLETE WASTE VERIFICATION FORM IF CONTAMINATED MATERIAL WAS TAKEN TO LANDFILL.
9. COMPLETE SAMPLING SUMMARY FORM FOR AIR MONITORING.
10. HAVE VISITORS TO THE CONTAMINATED AREA SIGNED WAIVER OF RELEASE?
11. IF NEW MEN HIRED TODAY, DO YOU HAE A WIGNED W-4 FORM AND COPY OF THE EMPLOYEE ASBESTOS CERTIFICATION AND PHYSICAL?

JOB SUPERVISOR Aaron Zeller

DATE 2-15-07 Thursday

JOB NUMBER 07-0-015



Midwest Asbestos Abatement Corporation

28 B PATMOS • ST. PETERS, MISSOURI 63376 • (636) 926-7800 • FAX (636) 926-7802

DAILY CHECKLIST FOR JOB SUPERVISOR

1. VISUALLY INSPECT FOR CLEANLINESS
2. CHECK FOR DAMAGES IN AIR LOCKS, RIPS IN VISQUEEN, ANY BROKEN OR HAZARDOUS EQUIPMENT, DEFECTIVE WORK THAT HAS BEEN INSTALLED.
3. INSPECT ALL FILTERS ON NEGATIVE AIR UNITS AND HEPA VACUUMS.
4. CHECK STOCK FOR ANY SHORTAGES.
5. ARE ALL JOB SIGNS POSTED PROPERLY?
6. TURN OFF WATER SUPPLY TO ALL HOSES.
7. FILL OUT TIME SHEET FOR THE DAY.
8. COMPLETE WASTE VERIFICATION FORM IF CONTAMINATED MATERIAL WAS TAKEN TO LANDFILL.
9. COMPLETE SAMPLING SUMMARY FORM FOR AIR MONITORING.
10. HAVE VISITORS TO THE CONTAMINATED AREA SIGNED WAIVER OF RELEASE?
11. IF NEW MEN HIRED TODAY, DO YOU HAE A WIGNED W-4 FORM AND COPY OF THE EMPLOYEE ASBESTOS CERTIFICATION AND PHYSICAL?

JOB SUPERVISOR Aaron Zeller

DATE 2-16-07 Friday

JOB NUMBER 07-0-05



Midwest Asbestos Abatement Corporation

28 B PATMOS • ST. PETERS, MISSOURI 63376 • (636) 926-7800 • FAX (636) 926-7802

DAILY CHECKLIST FOR JOB SUPERVISOR

1. VISUALLY INSPECT FOR CLEANLINESS
2. CHECK FOR DAMAGES IN AIR LOCKS, RIPS IN VISQUEEN, ANY BROKEN OR HAZARDOUS EQUIPMENT, DEFECTIVE WORK THAT HAS BEEN INSTALLED.
3. INSPECT ALL FILTERS ON NEGATIVE AIR UNITS AND HEPA VACUUMS.
4. CHECK STOCK FOR ANY SHORTAGES.
5. ARE ALL JOB SIGNS POSTED PROPERLY?
6. TURN OFF WATER SUPPLY TO ALL HOSES.
7. FILL OUT TIME SHEET FOR THE DAY.
8. COMPLETE WASTE VERIFICATION FORM IF CONTAMINATED MATERIAL WAS TAKEN TO LANDFILL.
9. COMPLETE SAMPLING SUMMARY FORM FOR AIR MONITORING.
10. HAVE VISITORS TO THE CONTAMINATED AREA SIGNED WAIVER OF RELEASE?
11. IF NEW MEN HIRED TODAY, DO YOU HAE A WIGNED W-4 FORM AND COPY OF THE EMPLOYEE ASBESTOS CERTIFICATION AND PHYSICAL?

JOB SUPERVISOR

Aaron Zeller

DATE

7-9-07 Monday

JOB NUMBER

0710015



Midwest Asbestos Abatement Corporation

28 B PATMOS • ST. PETERS, MISSOURI 63376 • (636) 926-7800 • FAX (636) 926-7802

DAILY CHECKLIST FOR JOB SUPERVISOR

1. VISUALLY INSPECT FOR CLEANLINESS
2. CHECK FOR DAMAGES IN AIR LOCKS, RIPS IN VISQUEEN, ANY BROKEN OR HAZARDOUS EQUIPMENT, DEFECTIVE WORK THAT HAS BEEN INSTALLED.
3. INSPECT ALL FILTERS ON NEGATIVE AIR UNITS AND HEPA VACUUMS.
4. CHECK STOCK FOR ANY SHORTAGES.
5. ARE ALL JOB SIGNS POSTED PROPERLY?
6. TURN OFF WATER SUPPLY TO ALL HOSES.
7. FILL OUT TIME SHEET FOR THE DAY.
8. COMPLETE WASTE VERIFICATION FORM IF CONTAMINATED MATERIAL WAS TAKEN TO LANDFILL.
9. COMPLETE SAMPLING SUMMARY FORM FOR AIR MONITORING.
10. HAVE VISITORS TO THE CONTAMINATED AREA SIGNED WAIVER OF RELEASE?
11. IF NEW MEN HIRED TODAY, DO YOU HAE A WIGNED W-4 FORM AND COPY OF THE EMPLOYEE ASBESTOS CERTIFICATION AND PHYSICAL?

JOB SUPERVISOR Aaron Zehn

DATE 7-10-07 Tuesday

JOB NUMBER 070-05



Midwest Asbestos Abatement Corporation

28 B PATMOS • ST. PETERS, MISSOURI 63376 • (636) 926-7800 • FAX (636) 926-7802

DAILY CHECKLIST FOR JOB SUPERVISOR

1. VISUALLY INSPECT FOR CLEANLINESS
2. CHECK FOR DAMAGES IN AIR LOCKS, RIPS IN VISQUEEN, ANY BROKEN OR HAZARDOUS EQUIPMENT, DEFECTIVE WORK THAT HAS BEEN INSTALLED.
3. INSPECT ALL FILTERS ON NEGATIVE AIR UNITS AND HEPA VACUUMS.
4. CHECK STOCK FOR ANY SHORTAGES.
5. ARE ALL JOB SIGNS POSTED PROPERLY?
6. TURN OFF WATER SUPPLY TO ALL HOSES.
7. FILL OUT TIME SHEET FOR THE DAY.
8. COMPLETE WASTE VERIFICATION FORM IF CONTAMINATED MATERIAL WAS TAKEN TO LANDFILL.
9. COMPLETE SAMPLING SUMMARY FORM FOR AIR MONITORING.
10. HAVE VISITORS TO THE CONTAMINATED AREA SIGNED WAIVER OF RELEASE?
11. IF NEW MEN HIRED TODAY, DO YOU HAE A WIGNED W-4 FORM AND COPY OF THE EMPLOYEE ASBESTOS CERTIFICATION AND PHYSICAL?

JOB SUPERVISOR Aaron Zeller

DATE 7-11-07 Wednesday

JOB NUMBER 07-a-015



Midwest Asbestos Abatement Corporation

28 B PATMOS • ST. PETERS, MISSOURI 63376 • (636) 926-7800 • FAX (636) 926-7802

DAILY CHECKLIST FOR JOB SUPERVISOR

1. VISUALLY INSPECT FOR CLEANLINESS
2. CHECK FOR DAMAGES IN AIR LOCKS, RIPS IN VISQUEEN, ANY BROKEN OR HAZARDOUS EQUIPMENT, DEFECTIVE WORK THAT HAS BEEN INSTALLED.
3. INSPECT ALL FILTERS ON NEGATIVE AIR UNITS AND HEPA VACUUMS.
4. CHECK STOCK FOR ANY SHORTAGES.
5. ARE ALL JOB SIGNS POSTED PROPERLY?
6. TURN OFF WATER SUPPLY TO ALL HOSES.
7. FILL OUT TIME SHEET FOR THE DAY.
8. COMPLETE WASTE VERIFICATION FORM IF CONTAMINATED MATERIAL WAS TAKEN TO LANDFILL.
9. COMPLETE SAMPLING SUMMARY FORM FOR AIR MONITORING.
10. HAVE VISITORS TO THE CONTAMINATED AREA SIGNED WAIVER OF RELEASE?
11. IF NEW MEN HIRED TODAY, DO YOU HAE A WIGNED W-4 FORM AND COPY OF THE EMPLOYEE ASBESTOS CERTIFICATION AND PHYSICAL?

JOB SUPERVISOR


Aaron Zeller

DATE

7-12-07 Thursday

JOB NUMBER

07-0-015



Midwest Asbestos Abatement Corporation

28 B PATMOS • ST. PETERS, MISSOURI 63376 • (636) 926-7800 • FAX (636) 926-7802

DAILY CHECKLIST FOR JOB SUPERVISOR

1. VISUALLY INSPECT FOR CLEANLINESS
2. CHECK FOR DAMAGES IN AIR LOCKS, RIPS IN VISQUEEN, ANY BROKEN OR HAZARDOUS EQUIPMENT, DEFECTIVE WORK THAT HAS BEEN INSTALLED.
3. INSPECT ALL FILTERS ON NEGATIVE AIR UNITS AND HEPA VACUUMS.
4. CHECK STOCK FOR ANY SHORTAGES.
5. ARE ALL JOB SIGNS POSTED PROPERLY?
6. TURN OFF WATER SUPPLY TO ALL HOSES.
7. FILL OUT TIME SHEET FOR THE DAY.
8. COMPLETE WASTE VERIFICATION FORM IF CONTAMINATED MATERIAL WAS TAKEN TO LANDFILL.
9. COMPLETE SAMPLING SUMMARY FORM FOR AIR MONITORING.
10. HAVE VISITORS TO THE CONTAMINATED AREA SIGNED WAIVER OF RELEASE?
11. IF NEW MEN HIRED TODAY, DO YOU HAE A WIGNED W-4 FORM AND COPY OF THE EMPLOYEE ASBESTOS CERTIFICATION AND PHYSICAL?

JOB SUPERVISOR

Aaron Zuber

DATE

7-13-07 Friday

JOB NUMBER

0710-015



Midwest Asbestos Abatement Corporation

28 B PATMOS • ST. PETERS, MISSOURI 63376 • (636) 926-7800 • FAX (636) 926-7802

DAILY CHECKLIST FOR JOB SUPERVISOR

1. VISUALLY INSPECT FOR CLEANLINESS
2. CHECK FOR DAMAGES IN AIR LOCKS, RIPS IN VISQUEEN, ANY BROKEN OR HAZARDOUS EQUIPMENT, DEFECTIVE WORK THAT HAS BEEN INSTALLED.
3. INSPECT ALL FILTERS ON NEGATIVE AIR UNITS AND HEPA VACUUMS.
4. CHECK STOCK FOR ANY SHORTAGES.
5. ARE ALL JOB SIGNS POSTED PROPERLY?
6. TURN OFF WATER SUPPLY TO ALL HOSES.
7. FILL OUT TIME SHEET FOR THE DAY.
8. COMPLETE WASTE VERIFICATION FORM IF CONTAMINATED MATERIAL WAS TAKEN TO LANDFILL.
9. COMPLETE SAMPLING SUMMARY FORM FOR AIR MONITORING.
10. HAVE VISITORS TO THE CONTAMINATED AREA SIGNED WAIVER OF RELEASE?
11. IF NEW MEN HIRED TODAY, DO YOU HAE A WIGNED W-4 FORM AND COPY OF THE EMPLOYEE ASBESTOS CERTIFICATION AND PHYSICAL?

JOB SUPERVISOR Aaron Zeller

DATE 7-16-07 Monday

JOB NUMBER 070-015



Midwest Asbestos Abatement Corporation

28 B PATMOS • ST. PETERS, MISSOURI 63376 • (636) 926-7800 • FAX (636) 926-7802

DAILY CHECKLIST FOR JOB SUPERVISOR

1. VISUALLY INSPECT FOR CLEANLINESS
2. CHECK FOR DAMAGES IN AIR LOCKS, RIPS IN VISQUEEN, ANY BROKEN OR HAZARDOUS EQUIPMENT, DEFECTIVE WORK THAT HAS BEEN INSTALLED.
3. INSPECT ALL FILTERS ON NEGATIVE AIR UNITS AND HEPA VACUUMS.
4. CHECK STOCK FOR ANY SHORTAGES.
5. ARE ALL JOB SIGNS POSTED PROPERLY?
6. TURN OFF WATER SUPPLY TO ALL HOSES.
7. FILL OUT TIME SHEET FOR THE DAY.
8. COMPLETE WASTE VERIFICATION FORM IF CONTAMINATED MATERIAL WAS TAKEN TO LANDFILL.
9. COMPLETE SAMPLING SUMMARY FORM FOR AIR MONITORING.
10. HAVE VISITORS TO THE CONTAMINATED AREA SIGNED WAIVER OF RELEASE?
11. IF NEW MEN HIRED TODAY, DO YOU HAE A WIGNED W-4 FORM AND COPY OF THE EMPLOYEE ASBESTOS CERTIFICATION AND PHYSICAL?

JOB SUPERVISOR Aaron Zoller

DATE 7-17-07 Tuesday

JOB NUMBER 07-0-015



Midwest Asbestos Abatement Corporation

28 B PATMOS • ST. PETERS, MISSOURI 63376 • (636) 926-7800 • FAX (636) 926-7802

DAILY CHECKLIST FOR JOB SUPERVISOR

1. VISUALLY INSPECT FOR CLEANLINESS
2. CHECK FOR DAMAGES IN AIR LOCKS, RIPS IN VISQUEEN, ANY BROKEN OR HAZARDOUS EQUIPMENT, DEFECTIVE WORK THAT HAS BEEN INSTALLED.
3. INSPECT ALL FILTERS ON NEGATIVE AIR UNITS AND HEPA VACUUMS.
4. CHECK STOCK FOR ANY SHORTAGES.
5. ARE ALL JOB SIGNS POSTED PROPERLY?
6. TURN OFF WATER SUPPLY TO ALL HOSES.
7. FILL OUT TIME SHEET FOR THE DAY.
8. COMPLETE WASTE VERIFICATION FORM IF CONTAMINATED MATERIAL WAS TAKEN TO LANDFILL.
9. COMPLETE SAMPLING SUMMARY FORM FOR AIR MONITORING.
10. HAVE VISITORS TO THE CONTAMINATED AREA SIGNED WAIVER OF RELEASE?
11. IF NEW MEN HIRED TODAY, DO YOU HAE A WIGNED W-4 FORM AND COPY OF THE EMPLOYEE ASBESTOS CERTIFICATION AND PHYSICAL?

JOB SUPERVISOR Aaron Zeller

DATE 7-18-07 Wednesday

JOB NUMBER 070-015



Midwest Asbestos Abatement Corporation

28 B PATMOS • ST. PETERS, MISSOURI 63376 • (636) 926-7800 • FAX (636) 926-7802

DAILY CHECKLIST FOR JOB SUPERVISOR

1. VISUALLY INSPECT FOR CLEANLINESS
2. CHECK FOR DAMAGES IN AIR LOCKS, RIPS IN VISQUEEN, ANY BROKEN OR HAZARDOUS EQUIPMENT, DEFECTIVE WORK THAT HAS BEEN INSTALLED.
3. INSPECT ALL FILTERS ON NEGATIVE AIR UNITS AND HEPA VACUUMS.
4. CHECK STOCK FOR ANY SHORTAGES.
5. ARE ALL JOB SIGNS POSTED PROPERLY?
6. TURN OFF WATER SUPPLY TO ALL HOSES.
7. FILL OUT TIME SHEET FOR THE DAY.
8. COMPLETE WASTE VERIFICATION FORM IF CONTAMINATED MATERIAL WAS TAKEN TO LANDFILL.
9. COMPLETE SAMPLING SUMMARY FORM FOR AIR MONITORING.
10. HAVE VISITORS TO THE CONTAMINATED AREA SIGNED WAIVER OF RELEASE?
11. IF NEW MEN HIRED TODAY, DO YOU HAE A WIGNED W-4 FORM AND COPY OF THE EMPLOYEE ASBESTOS CERTIFICATION AND PHYSICAL?

JOB SUPERVISOR Aaron Zeller

DATE 7-19-07 Thursday

JOB NUMBER 07-0-015



Midwest Asbestos Abatement Corporation

28 B PATMOS • ST. PETERS, MISSOURI 63376 • (636) 926-7800 • FAX (636) 926-7802

DAILY CHECKLIST FOR JOB SUPERVISOR

1. VISUALLY INSPECT FOR CLEANLINESS
2. CHECK FOR DAMAGES IN AIR LOCKS, RIPS IN VISQUEEN, ANY BROKEN OR- HAZARDOUS EQUIPMENT, DEFECTIVE WORK THAT HAS BEEN INSTALLED.
3. INSPECT ALL FILTERS ON NEGATIVE AIR UNITS AND HEPA VACUUMS.
4. CHECK STOCK FOR ANY SHORTAGES.
5. ARE ALL JOB SIGNS POSTED PROPERLY?
6. TURN OFF WATER SUPPLY TO ALL HOSES.
7. FILL OUT TIME SHEET FOR THE DAY.
8. COMPLETE WASTE VERIFICATION FORM IF CONTAMINATED MATERIAL WAS TAKEN TO LANDFILL.
9. COMPLETE SAMPLING SUMMARY FORM FOR AIR MONITORING.
10. HAVE VISITORS TO THE CONTAMINATED AREA SIGNED WAIVER OF RELEASE?
11. IF NEW MEN HIRED TODAY, DO YOU HAE A WIGNED W-4 FORM AND COPY OF THE EMPLOYEE ASBESTOS CERTIFICATION AND PHYSICAL?

JOB SUPERVISOR Aaron Zeller

DATE 7-20-07 Friday

JOB NUMBER 070-015



Midwest Asbestos Abatement Corporation

28 B PATMOS • ST. PETERS, MISSOURI 63376 • (636) 926-7800 • FAX (636) 926-7802

DAILY CHECKLIST FOR JOB SUPERVISOR

1. VISUALLY INSPECT FOR CLEANLINESS
2. CHECK FOR DAMAGES IN AIR LOCKS, RIPS IN VISQUEEN, ANY BROKEN OR HAZARDOUS EQUIPMENT, DEFECTIVE WORK THAT HAS BEEN INSTALLED.
3. INSPECT ALL FILTERS ON NEGATIVE AIR UNITS AND HEPA VACUUMS.
4. CHECK STOCK FOR ANY SHORTAGES.
5. ARE ALL JOB SIGNS POSTED PROPERLY?
6. TURN OFF WATER SUPPLY TO ALL HOSES.
7. FILL OUT TIME SHEET FOR THE DAY.
8. COMPLETE WASTE VERIFICATION FORM IF CONTAMINATED MATERIAL WAS TAKEN TO LANDFILL.
9. COMPLETE SAMPLING SUMMARY FORM FOR AIR MONITORING.
10. HAVE VISITORS TO THE CONTAMINATED AREA SIGNED WAIVER OF RELEASE?
11. IF NEW MEN HIRED TODAY, DO YOU HAE A WIGNED W-4 FORM AND COPY OF THE EMPLOYEE ASBESTOS CERTIFICATION AND PHYSICAL?

JOB SUPERVISOR Aaron Zeller

DATE 7-7-07 Monday

JOB NUMBER 07-0-015



Midwest Asbestos Abatement Corporation

28 B PATMOS • ST. PETERS, MISSOURI 63376 • (636) 926-7800 • FAX (636) 926-7802

DAILY CHECKLIST FOR JOB SUPERVISOR

1. VISUALLY INSPECT FOR CLEANLINESS
2. CHECK FOR DAMAGES IN AIR LOCKS, RIPS IN VISQUEEN, ANY BROKEN OR HAZARDOUS EQUIPMENT, DEFECTIVE WORK THAT HAS BEEN INSTALLED.
3. INSPECT ALL FILTERS ON NEGATIVE AIR UNITS AND HEPA VACUUMS.
4. CHECK STOCK FOR ANY SHORTAGES.
5. ARE ALL JOB SIGNS POSTED PROPERLY?
6. TURN OFF WATER SUPPLY TO ALL HOSES.
7. FILL OUT TIME SHEET FOR THE DAY.
8. COMPLETE WASTE VERIFICATION FORM IF CONTAMINATED MATERIAL WAS TAKEN TO LANDFILL.
9. COMPLETE SAMPLING SUMMARY FORM FOR AIR MONITORING.
10. HAVE VISITORS TO THE CONTAMINATED AREA SIGNED WAIVER OF RELEASE?
11. IF NEW MEN HIRED TODAY, DO YOU HAE A WIGNED W-4 FORM AND COPY OF THE EMPLOYEE ASBESTOS CERTIFICATION AND PHYSICAL?

JOB SUPERVISOR Aaron Zuh

DATE 7-24-07 Tuesday

JOB NUMBER 070-015



Midwest Asbestos Abatement Corporation

28 B PATMOS • ST. PETERS, MISSOURI 63376 • (636) 926-7800 • FAX (636) 926-7802

DAILY CHECKLIST FOR JOB SUPERVISOR

1. VISUALLY INSPECT FOR CLEANLINESS
2. CHECK FOR DAMAGES IN AIR LOCKS, RIPS IN VISQUEEN, ANY BROKEN OR HAZARDOUS EQUIPMENT, DEFECTIVE WORK THAT HAS BEEN INSTALLED.
3. INSPECT ALL FILTERS ON NEGATIVE AIR UNITS AND HEPA VACUUMS.
4. CHECK STOCK FOR ANY SHORTAGES.
5. ARE ALL JOB SIGNS POSTED PROPERLY?
6. TURN OFF WATER SUPPLY TO ALL HOSES.
7. FILL OUT TIME SHEET FOR THE DAY.
8. COMPLETE WASTE VERIFICATION FORM IF CONTAMINATED MATERIAL WAS TAKEN TO LANDFILL.
9. COMPLETE SAMPLING SUMMARY FORM FOR AIR MONITORING.
10. HAVE VISITORS TO THE CONTAMINATED AREA SIGNED WAIVER OF RELEASE?
11. IF NEW MEN HIRED TODAY, DO YOU HAE A WIGNED W-4 FORM AND COPY OF THE EMPLOYEE ASBESTOS CERTIFICATION AND PHYSICAL?

JOB SUPERVISOR

Aaron Zeller

DATE

7-25-07 Wednesday

JOB NUMBER

07-0-015



Midwest Asbestos Abatement Corporation

28 B PATMOS • ST. PETERS, MISSOURI 63376 • (636) 926-7800 • FAX (636) 926-7802

JOB SUPERVISOR'S DAILY REPORT SHEET

DATE Wednesday 01-24-07 SUPERVISOR'S SIGNATURE (b) (6)

JOB NAME USDA-Space Contamination 104, 105 JOB NO. 07-0-015

BUILDING NAME 104 LOCATION IN BUILDING 43H-36H

VISITORS/SUB-CONTRACTORS ON SITE TODAY Paul Hoff (Hoff Construction)

NUMBER OF AIR SAMPLES TAKEN TODAY

SAMPLE NUMBERS

NUMBER OF BAGS/DRUMS LOADED OUT

NUMBER OF ROLLOFFS: DELIVERED PICKED UP

WORKED PERFORMED

METHODS USED

- PRECLEAN
- SET-UP
- GLOVEBAG
- GROSS REMOVAL
- FINAL CLEAN
- LOCK DOWN
- KNOCK DOWN
- OTHER (DESCRIBE BELOW)

- AMENDED WATER
- HEPA VACUUM
- NEGATIVE AIR
- WET DECONTAMINATION
- DRY DECONTAMINATION
- 1/2 FACE RESPIRATOR
- PAPR
- OTHER (DESCRIBE BELOW)

DESCRIPTION OF WHAT HAPPENED TODAY: We arrived at the main guard ~~check~~ check at 7:00 A.M. We then signed in and received GSA badges with photo-I.D.s. We then drove to building 104 and met with Paul (Hoff Construction). He showed us the scope of work and the area.

DATE Wednesday
1-24-07 JOB # 07-0-015 SUPERVISOR

(b) (6)

COMMENTS

he wanted us to start in (columns 43H-36H). We then unloaded the box truck and staged all of our supplies in an area designated by Paul Hoff. We then began set up in the first work area. We installed 6mil poly walls floor to ceiling (above the drop ceiling), 6mil poly floors and other critical barriers. We also installed a negative air machine. AT the end of the shift we cleaned up our work area, locked up our tools and were off site by 3:30 P.M.



Midwest Asbestos Abatement Corporation

28 B PATMOS • ST. PETERS, MISSOURI 63376 • (636) 926-7800 • FAX (636) 926-7802

JOB SUPERVISOR'S DAILY REPORT SHEET

DATE Thursday 01-25-07 SUPERVISOR'S SIGNATURE (b) (6)

JOB NAME USPA Space Condition 104 and 105 JOB NO. 0750-015

BUILDING NAME Bld 104 LOCATION IN BUILDING Columns 43H - 36H

VISITORS/SUB-CONTRACTORS ON SITE TODAY Hoff Construction

NUMBER OF AIR SAMPLES TAKEN TODAY —

SAMPLE NUMBERS —

NUMBER OF BAGS/DRUMS LOADED OUT General Debris

NUMBER OF ROLLOFFS: DELIVERED — PICKED UP General Waste

WORKED PERFORMED

METHODS USED

- PRECLEAN
- SET-UP
- GLOVEBAG
- GROSS REMOVAL
- FINAL CLEAN
- LOCK DOWN
- KNOCK DOWN
- OTHER (DESCRIBE BELOW)

- AMENDED WATER
- HEPA VACUUM
- NEGATIVE AIR
- WET DECONTAMINATION
- DRY DECONTAMINATION
- 1/2 FACE RESPIRATOR
- PAPR
- OTHER (DESCRIBE BELOW)

DESCRIPTION OF WHAT HAPPENED TODAY: We arrived on site at 7:00 A.M. The crew signed in and we then finished preping the work area between columns 43H and 36H. We hooked up pop-up load-out / decor air locks, negative air machines and drop clothes. Other property demarketed

Thursday

(b) (6)

DATE 01-25-07 JOB # 07-0-015 SUPERVISOR

COMMENTS

the work area with Caution Tape,
and Danger Microbial ~~hazard~~ Hazard signs.
We then removed the mddy drywall with wet
hand methods, and ~~bagged~~ bagged it. We
then removed all of the non mddy drywall.
We then bagged the waste and loaded it out
to the dumpster. The dumpster was delivered
at 1:30 PM. and placed at the freight elevator
rear door with approval from Paul (Huff Const.)
AT the end of the day we cleaned up
our work area, locked up the Tools and
were off site by 3:30 PM.



Midwest Asbestos Abatement Corporation

28 B PATMOS • ST. PETERS, MISSOURI 63376 • (636) 926-7800 • FAX (636) 926-7802

JOB SUPERVISOR'S DAILY REPORT SHEET

DATE Friday 01-26-07 SUPERVISOR'S SIGNATURE (b) (6)

JOB NAME USDA -Space Consolidation JOB NO. 07-0-019

BUILDING NAME 104 LOCATION IN BUILDING Edwards 43H-36H

VISITORS/SUB-CONTRACTORS ON SITE TODAY Hoff Construction

NUMBER OF AIR SAMPLES TAKEN TODAY —

SAMPLE NUMBERS —

NUMBER OF BAGS/DRUMS LOADED OUT General waste

NUMBER OF ROLLOFFS: DELIVERED — PICKED UP —

WORKED PERFORMED

METHODS USED

- PRECLEAN
- SET-UP
- GLOVEBAG
- GROSS REMOVAL
- FINAL CLEAN
- LOCK DOWN
- KNOCK DOWN
- OTHER (DESCRIBE BELOW)

- AMENDED WATER
- HEPA VACUUM
- NEGATIVE AIR
- WET DECONTAMINATION
- DRY DECONTAMINATION
- 1/2 FACE RESPIRATOR
- PAPR
- OTHER (DESCRIBE BELOW)

DESCRIPTION OF WHAT HAPPENED TODAY: We arrived on site at 7:00 A.M. The crew signed in and we checked the containment for damages. We then suited up and removed the last of the dry-wall and fiberglass. All waste was bagged and loaded out to

DATE Friday
01-26-07 JOB # 07-0-015 SUPERVISOR

(b) (6)

COMMENTS

The dumpster. Dave and I then removed all of the screens from the metal studs with drills, so that we would not damage the studs. Some metal studs were slightly bent in the removal process because the drywall went between 3 studs around the columns. I informed Paul (Hoff Const.) of this. I also gave him an update at 8:30 A.M. of our progress.

We then began final cleaning. Top to bottom by high-vacuuming and wet wiping. We finished the cleaning and we then sprayed the entire area with anti-microbial bleach and water solution to kill any mold left in the air or on surfaces; All visible mold was gone at this point.

I then informed Hoff Construction that we were finished with removal and microbial treatment of column section 43H - 36H. We then

moved our equipment down to column 11C - 7C were Paul (Hoff). Told us to start our next work area. AT the end of the shift we

checked our containment for damages, cleaned up the work area, locked up the equipment and were off site by 3:30 PM.



Midwest Asbestos Abatement Corporation

28 B PATMOS • ST. PETERS, MISSOURI 63376 • (636) 926-7800 • FAX (636) 926-7802

JOB SUPERVISOR'S DAILY REPORT SHEET

DATE Monday 1-29-07 SUPERVISOR'S SIGNATURE (b) (6)

JOB NAME USPA - Space Consolidation JOB NO. 07-0-015

BUILDING NAME Building 104 LOCATION IN BUILDING Columns 11C-3C

VISITORS/SUB-CONTRACTORS ON SITE TODAY Paul (Hoff Construction)

NUMBER OF AIR SAMPLES TAKEN TODAY —

SAMPLE NUMBERS —

NUMBER OF BAGS/DRUMS LOADED OUT —

NUMBER OF ROLLOFFS: DELIVERED — PICKED UP —

WORKED PERFORMED

METHODS USED

- PRECLEAN
- SET-UP
- GLOVEBAG
- GROSS REMOVAL
- FINAL CLEAN
- LOCK DOWN
- KNOCK DOWN
- OTHER (DESCRIBE BELOW)

- AMENDED WATER
- HEPA VACUUM
- NEGATIVE AIR
- WET DECONTAMINATION
- DRY DECONTAMINATION
- 1/2 FACE RESPIRATOR
- PAPR
- OTHER (DESCRIBE BELOW)

DESCRIPTION OF WHAT HAPPENED TODAY: We arrived on site at 7:00 A.M. We then began setting up a containment between Columns 11C-3C. We installed one layer 6mil poly walls, floors and critical barriers. We also installed bail drop-clothes, negative air machines, and load out/decontamination

Monday
DATE 1-29-07 JOB # 070-015 SUPERVISOR

(b) (6)

COMMENTS

air locks.

Byron Knott arrived on site and I escorted him in and he received his GSA - Badge/picture I.D. I then took him to the work area and joined us in setting up the containment.

When the containment was set up we donned suits and respirators. We then removed $\frac{3}{4}$ of the clay-well with wet hand methods. We then bagged the waste and stored it in the containment overnight. At the end of the shift we cleaned up the work area, locked up the tools and were off site by 3:30 PM.



Midwest Asbestos Abatement Corporation

28 B PATMOS • ST. PETERS, MISSOURI 63376 • (636) 926-7800 • FAX (636) 926-7802

JOB SUPERVISOR'S DAILY REPORT SHEET

DATE Tuesday 1-30-07 SUPERVISOR'S SIGNATURE (b) (6)

JOB NAME USPA-Space Consolidation JOB NO. 07-0-015

BUILDING NAME Building 104 LOCATION IN BUILDING Colony (3C-11C)(1C-1F)

VISITORS/SUB-CONTRACTORS ON SITE TODAY Heff Construction (Paul)

NUMBER OF AIR SAMPLES TAKEN TODAY —

SAMPLE NUMBERS —

NUMBER OF BAGS/DRUMS LOADED OUT General Waste

NUMBER OF ROLLOFFS: DELIVERED 1 PICKED UP —

WORKED PERFORMED

METHODS USED

- | | |
|--|--|
| <input type="checkbox"/> PRECLEAN | <input checked="" type="checkbox"/> AMENDED WATER |
| <input type="checkbox"/> SET-UP | <input checked="" type="checkbox"/> HEPA VACUUM |
| <input type="checkbox"/> GLOVEBAG | <input checked="" type="checkbox"/> NEGATIVE AIR |
| <input checked="" type="checkbox"/> GROSS REMOVAL | <input checked="" type="checkbox"/> WET DECONTAMINATION |
| <input checked="" type="checkbox"/> FINAL CLEAN | <input type="checkbox"/> DRY DECONTAMINATION |
| <input checked="" type="checkbox"/> LOCK DOWN | <input checked="" type="checkbox"/> 1/2 FACE RESPIRATOR |
| <input checked="" type="checkbox"/> KNOCK DOWN | <input type="checkbox"/> PAPR |
| <input checked="" type="checkbox"/> OTHER (DESCRIBE BELOW) | <input checked="" type="checkbox"/> OTHER (DESCRIBE BELOW) |

DESCRIPTION OF WHAT HAPPENED TODAY: We arrived on site at 7:00 A.M. The crew signed in and checked the containment for damages. They then continued and finished removing the drywall and fiberglass with wet hand methods. All waste was bagged and loaded out to the new dumpster.

DATE Tuesday
1-30-08 JOB # 07-0-015 SUPERVISOR

(b) (6)

COMMENTS

at the North Freight elevator.

Paul (Hoff Construction) and Aaron (USA Superintendent / Safety manager) gave a visual inspection of the containment between columns 36H-43H. They

said we could tear down the poly, there was no visible mold left in the area. We then tore

down the poly, sealed up the negative air, loaded out the poly waste and removed the tape and glue residue. We then moved the equipment down to our storage area at column 16.

The crew then removed all of the screws from the metal studs with drill guns, in the 3C-11C column section, and began final cleaning with high-vacs and wet wiping.

We also began prepping the next section of exterior wall between columns (3C-1C) to (1C-1F). We installed 6mil critical barriers and walls.

At the end of the shift we checked the containment for damages, cleaned up our work area, and locked up the tools, we were off site by 3:30pm.



Midwest Asbestos Abatement Corporation

28 B PATMOS • ST. PETERS, MISSOURI 63376 • (636) 926-7800 • FAX (636) 926-7802

JOB SUPERVISOR'S DAILY REPORT SHEET

DATE Wednesday 1-31-07 SUPERVISOR'S SIGNATURE (b) (6)

JOB NAME USPA-Space Consolidation JOB NO. 07-0-015
(F1-51) (1# - 13)

BUILDING NAME Building 104 LOCATION IN BUILDING (1C-11C) and (1C-1F)

VISITORS/SUB-CONTRACTORS ON SITE TODAY Paul (Heff Construction) Kevin Santee CTH (GSA)

NUMBER OF AIR SAMPLES TAKEN TODAY Kevin Santee (CTH-GSA)

SAMPLE NUMBERS Kevin Santee (CTH-GSA)

NUMBER OF BAGS/DRUMS LOADED OUT General Waste

NUMBER OF ROLLOFFS: DELIVERED — PICKED UP —

WORKED PERFORMED

METHODS USED

- PRECLEAN
- SET-UP
- GLOVEBAG
- GROSS REMOVAL
- FINAL CLEAN
- LOCK DOWN
- KNOCK DOWN
- OTHER (DESCRIBE BELOW)

- AMENDED WATER
- HEPA VACUUM
- NEGATIVE AIR
- WET DECONTAMINATION
- DRY DECONTAMINATION
- 1/2 FACE RESPIRATOR
- PAPR
- OTHER (DESCRIBE BELOW)

DESCRIPTION OF WHAT HAPPENED TODAY: The crew arrived on site at 7:00 A.M., they signed in and checked the containment (1C-11C) for damages. We then finished final cleaning the containment with hepa vacs and wet wiping. The containment was then treated with a water and 10% (sodium) bleach solution to kill any

DATE Wednesday
1-31-07 JOB # 07-0-015 SUPERVISOR

(b) (6)

COMMENTS

mold. We then received a visual inspection from Aaron (GSA Construction Manager); he said it looked good and that we could tear down the containment. Chris then tore down the containment and moved equipment to the next work area.

The rest of the crew then installed air locks and negative air machines in the (1C-1F) & (1C-3C) containment. The crew then suited up and removed all of the dry-wall with wet hand methods and loaded it out. We then removed the fiberglass and bagged it up and also loaded it out. We then began removing the screws with drill guns.

Chris and I then began setting up the next work area with critical barriers and bail jiff walls. At the end of the day we cleaned up our work area, locked up the tools, checked the containment for damages and were off site by 3:30 PM.

Kevin Santee (CIH/GSA) arrived on site at 12:00 PM, he inspected our work areas, and ran mold samples throughout the building. He told us to continue the work practices we have been using.



Midwest Asbestos Abatement Corporation

28 B PATMOS • ST. PETERS, MISSOURI 63376 • (636) 926-7800 • FAX (636) 926-7802

JOB SUPERVISOR'S DAILY REPORT SHEET

DATE Thursday 7-1-07 SUPERVISOR'S SIGNATURE (b) (6)

JOB NAME USDA-Space Consolidation JOB NO. 07-0-015

BUILDING NAME Building 104 LOCATION IN BUILDING (F1-J1) & (I5-I15)
(11C-1C) & (11E-1E)

VISITORS/SUB-CONTRACTORS ON SITE TODAY Paul (Hoff Construction)

NUMBER OF AIR SAMPLES TAKEN TODAY —

SAMPLE NUMBERS —

NUMBER OF BAGS/DRUMS LOADED OUT General waste

NUMBER OF ROLLOFFS: DELIVERED — PICKED UP —

WORKED PERFORMED

METHODS USED

- PRECLEAN
- SET-UP
- GLOVEBAG
- GROSS REMOVAL
- FINAL CLEAN
- LOCK DOWN
- KNOCK DOWN
- OTHER (DESCRIBE BELOW)

- AMENDED WATER
- HEPA VACUUM
- NEGATIVE AIR
- WET DECONTAMINATION
- DRY DECONTAMINATION
- 1/2 FACE RESPIRATOR
- PAPR
- OTHER (DESCRIBE BELOW)

DESCRIPTION OF WHAT HAPPENED TODAY: We arrived on site at 7:00 A.M. The crew signed in and checked the containment for damages. Dan and Bryan then finished removing the screws in the (11C-30) (11E-1E) containment and then final cleaned it using hepa-vacuums and wet wiping.

DATE Thursday
2-1-07 JOB # 07-0-015 SUPERVISOR (b) (6)

COMMENTS

They then treated the work area with Bleach/water through an airless sprayer.

Chris, Dave and I then moved the equipment to the next work area and finished propping it with 6mil poly, walls, curtains and floors. We then installed negative air machines and air locks / load out door.

The crew then removed 50' of the dry wall and fiberglass in the work area, bagged it up and loaded it out to the dumpster.

At the end of the day we checked the containment for damages, locked up our equipment and were off site by 3:30 PM.



Midwest Asbestos Abatement Corporation

28 B PATMOS • ST. PETERS, MISSOURI 63376 • (636) 926-7800 • FAX (636) 926-7802

JOB SUPERVISOR'S DAILY REPORT SHEET

DATE Friday 2-2-07 SUPERVISOR'S SIGNATURE (b) (6)

JOB NAME USDA - Space Consolidation JOB NO. 0700-05

BUILDING NAME Building 104 LOCATION IN BUILDING (3C-1C) & (1C-1F)

VISITORS/SUB-CONTRACTORS ON SITE TODAY Paul (Hoff Construction)

NUMBER OF AIR SAMPLES TAKEN TODAY —

SAMPLE NUMBERS —

NUMBER OF BAGS/DRUMS LOADED OUT General waste

NUMBER OF ROLLOFFS: DELIVERED 1 PICKED UP 1

WORKED PERFORMED

METHODS USED

- PRECLEAN
- SET-UP
- GLOVEBAG
- GROSS REMOVAL
- FINAL CLEAN
- LOCK DOWN
- KNOCK DOWN
- OTHER (DESCRIBE BELOW)

- AMENDED WATER
- HEPA VACUUM
- NEGATIVE AIR
- WET DECONTAMINATION
- DRY DECONTAMINATION
- 1/2 FACE RESPIRATOR
- PAPR
- OTHER (DESCRIBE BELOW)

DESCRIPTION OF WHAT HAPPENED TODAY: We arrived on site at 7:00 A.M. the crew signed in and checked the containment for leakage. We then continued to remove the drywall with wet hole methods. All drywall above the computer floor was removed, bagged and loaded out. The crew then finished removing

DATE Friday 7-2-07 JOB # 07-0015 SUPERVISOR _____

(b) (6)

COMMENTS

the fiberglass, bagged it and loaded it out. Dave began removing the screws and final cleaning all high horizontal surfaces.

We received a passing visual inspection from Aaron (Construction Manager) on the column (3C-1C) & (1C-1E) containment. Dave then tore it down and bagged up all the waste. He then moved all the equipment to column 6th. Dave then began setting up the next work area at Columns (11H-15H). We installed bail poly walls, floors and critical barriers, and pop-up airlocks.

Chris and Bryan then began removing the computer floor and dry-wall below it with wet bond methods. They finished $\frac{1}{2}$ of it by the end of the day. At the end of the day the work areas were cleaned up, and the containment was checked for damages. The equipment was then locked up and the crew was off site by 3:30 PM.



Midwest Asbestos Abatement Corporation

28 B PATMOS • ST. PETERS, MISSOURI 63376 • (636) 926-7800 • FAX (636) 926-7802

JOB SUPERVISOR'S DAILY REPORT SHEET

DATE Monday 2-5-07 SUPERVISOR'S SIGNATURE (b) (6)

JOB NAME USAA-Space Consideration JOB NO. 0710-015

BUILDING NAME Building 104 LOCATION IN BUILDING (11H-15H) (15-11) (16J-23)

VISITORS/SUB-CONTRACTORS ON SITE TODAY Hoff Construction (Paul Hoff)

NUMBER OF AIR SAMPLES TAKEN TODAY —

SAMPLE NUMBERS —

NUMBER OF BAGS/DRUMS LOADED OUT General Waste

NUMBER OF ROLLOFFS: DELIVERED — PICKED UP —

WORKED PERFORMED

METHODS USED

- PRECLEAN
- SET-UP
- GLOVEBAG
- GROSS REMOVAL
- FINAL CLEAN
- LOCK DOWN
- KNOCK DOWN
- OTHER (DESCRIBE BELOW)

- AMENDED WATER
- HEPA VACUUM
- NEGATIVE AIR
- WET DECONTAMINATION
- DRY DECONTAMINATION
- 1/2 FACE RESPIRATOR
- PAPR
- OTHER (DESCRIBE BELOW)

DESCRIPTION OF WHAT HAPPENED TODAY: We arrived on site at 7:00 AM. The crew signed in and checked the containment for damages. Dan then continued to prep column area (11H-15H). Dave continued to remove the screens, Bryan and Chris continued to remove the computer floor and the dry well

DATE Monday
2-5-07 JOB # 07-0-015 SUPERVISOR

(b) (6)

COMMENTS

below it. All waste was bagged and loaded out. The containment was then final cleaned using hypochlorites and wet wiping. We then treated the containment with bleach and water solution to kill any unseen mold. I then informed Paul Hoff (Hoff Construction) that the area was ready for visual inspection.

Dave finished prepping the containment between columns (11H-15H) with 6mil poly floors, walls, critical barriers, air locks and negative air machines. The crew then removed all of the drywall and fiberglass with wet hand methods, bagged it and loaded it out to the dumpster. They then began removing the screws with drill guns, and finished 1/3 of them. At the end of the shift the containment was checked for damages and the tools were locked up.

Dave began prepping column area (16J-73J) with 6mil poly walls. He also moved all the equipment down to column 196.

At the end of the shift we cleaned up our work areas, locked up the tools and were off site by 3:30 P.M.



Midwest Asbestos Abatement Corporation

28 B PATMOS • ST. PETERS, MISSOURI 63376 • (636) 926-7800 • FAX (636) 926-7802

JOB SUPERVISOR'S DAILY REPORT SHEET

DATE Tuesday 2-6-07 SUPERVISOR'S SIGNATURE (b) (6)

JOB NAME USDA Space Consolidation JOB NO. 07-0-015

BUILDING NAME Building 104 LOCATION IN BUILDING (11H-15H) + (F1-7) + (J-11J)

VISITORS/SUB-CONTRACTORS ON SITE TODAY Paul Hoff (Hoff Construction)

NUMBER OF AIR SAMPLES TAKEN TODAY —

SAMPLE NUMBERS —

NUMBER OF BAGS/DRUMS LOADED OUT General Waste

NUMBER OF ROLLOFFS: DELIVERED — PICKED UP —

WORKED PERFORMED

METHODS USED

- PRECLEAN
- SET-UP
- GLOVEBAG
- GROSS REMOVAL
- FINAL CLEAN
- LOCK DOWN
- KNOCK DOWN
- OTHER (DESCRIBE BELOW)

- AMENDED WATER
- HEPA VACUUM
- NEGATIVE AIR
- WET DECONTAMINATION
- DRY DECONTAMINATION
- 1/2 FACE RESPIRATOR
- PAPR
- OTHER (DESCRIBE BELOW)

DESCRIPTION OF WHAT HAPPENED TODAY: We arrived on site at 7:00 A.M. The crew signed in and checked the containment for damages. They then suited up and finished removing the screws in the (11H-15H) containment. They also removed the computer floor, saved the panels and screws, and

DATE Tuesday
2-6-07 JOB # 07-0-015 SUPERVISOR

(b) (6)

COMMENTS

Then removed the dry-roll below with wet hand methods, bagged it and loaded it out.

Aaron (GSA/Construction Manager) gave us a visual inspection on the ((F1-31) & (17-115)) containment. I had him sign off on that containment and all the other ones he gave passing visual inspections on. He said he would not sign off on the square footages of the containments though. He said the square footage was between Paul Hoff (Hoff Construction) and me (Pac.). Paul Hoff said that signing off on each individual square footage for the containments was not necessary. He said he did not anticipate going over or under the agreed upon base bid of 72,100 ft². I am measuring each work area anyway and signing off on the square footages so there is an ongoing record of materials removed.

We then finally cleaned the (11H-15H) containment and treated it with bleach and water solution. I then informed Aaron (GSA/CM) that he could give us a visual inspection at his convenience. Chris and Bryan then tore down the ((F1-31) & (17-115)) containment. All waste was bagged and loaded out. They also moved all

DATE Tuesday
7-6-07

JOB # 07-0-015

SUPERVISOR

(b) (6)

COMMENTS

the equipment down to clean 196.

Matt Loner brought us a Truckload of supplies at 10:30 AM. We brought in the Truck and moved all supplies to the storage area of clean 196.

We then continued to set up the next work area (165-735). We installed 6mil poly walls, floors and critical barriers. All seams were sealed with spray glue and duct tape. We also installed pop-up air locks/decon/load out, and negative air machines. All cords were attached to GFCIs (Ground Fault Circuit Interruptors). We then put the equipment needed into the containment. We then cleaned up our work area, locked up the tools and were off site by 3:30 PM.



Midwest Asbestos Abatement Corporation

28 B PATMOS • ST. PETERS, MISSOURI 63376 • (636) 926-7800 • FAX (636) 926-7802

JOB SUPERVISOR'S DAILY REPORT SHEET

DATE Wednesday 2-7-07 SUPERVISOR'S SIGNATURE (b) (6)

JOB NAME USPA Space Containment JOB NO. 0740-015

BUILDING NAME Building 104 LOCATION IN BUILDING (114-154) + (165-235) + (238-278)

VISITORS/SUB-CONTRACTORS ON SITE TODAY Paul Hoff (Hoff Construction)

NUMBER OF AIR SAMPLES TAKEN TODAY —

SAMPLE NUMBERS —

NUMBER OF BAGS/DRUMS LOADED OUT General Waste

NUMBER OF ROLLOFFS: DELIVERED — PICKED UP 1

WORKED PERFORMED

METHODS USED

- PRECLEAN
- SET-UP
- GLOVEBAG
- GROSS REMOVAL
- FINAL CLEAN
- LOCK DOWN
- KNOCK DOWN
- OTHER (DESCRIBE BELOW)

- AMENDED WATER
- HEPA VACUUM
- NEGATIVE AIR
- WET DECONTAMINATION
- DRY DECONTAMINATION
- 1/2 FACE RESPIRATOR
- PAPR
- OTHER (DESCRIBE BELOW)

DESCRIPTION OF WHAT HAPPENED TODAY: We arrived on site at 7:00 AM. The crew signed in, and we checked the containments for damages. The crew then suited up. We removed the wall paper and then treated any visible mold with a bleach and water solution. We then began removing the drywall with wet hand

DATE Wednesday
2-7-07 JOB # 07-0-015 SUPERVISOR

(b) (6)

COMMENTS

methods in the (16J-23J) containment. All drywall and fiberglass above the computer floor was removed, bagged and loaded out to the dumpsters. We then began removing the screws with drill guns and cleaning the upper areas. Chris and Bryan then began removing the computer floor and removing the drywall below it with wet hand methods.

Aaron (GSA/Construction Manager) gave us a visual inspection on the (11H-15H) containment and told us we could tear it down. He also said that he received the mold air results that the (CIH) Certified Industrial Hygienist (Kevin Santee) took last week; the inside samples were significantly lower than the outside samples, therefore our engineering controls are working for this project.

We then tore down the (11H-15H) containment loaded out the poly waste and moved the equipment to the storage area (14G).

The crew then finished removal and final cleaning the (16J-23J) containment and treating it with bleach and water. We then moved the equipment to (23A-27B) and began setting up poly walls. At the end of the day we cleaned up our work area, locked up the tools and were off site by 3:30 P.M.



Midwest Asbestos Abatement Corporation

28 B PATMOS • ST. PETERS, MISSOURI 63376 • (636) 926-7800 • FAX (636) 926-7802

JOB SUPERVISOR'S DAILY REPORT SHEET

DATE Thursday 2-8-07 SUPERVISOR'S SIGNATURE (b) (6)

JOB NAME USDA-Space Consolidation JOB NO. 07-0-015

BUILDING NAME Building 104 LOCATION IN BUILDING (16J-23J) + (23B-27B)
(20B-23B)

VISITORS/SUB-CONTRACTORS ON SITE TODAY Paul Hoff (Hoff Construction)

NUMBER OF AIR SAMPLES TAKEN TODAY

SAMPLE NUMBERS

NUMBER OF BAGS/DRUMS LOADED OUT Control Waste

NUMBER OF ROLLOFFS: DELIVERED PICKED UP

WORKED PERFORMED

METHODS USED

- PRECLEAN
- SET-UP
- GLOVEBAG
- GROSS REMOVAL
- FINAL CLEAN
- LOCK DOWN
- KNOCK DOWN
- OTHER (DESCRIBE BELOW)

- AMENDED WATER
- HEPA VACUUM
- NEGATIVE AIR
- WET DECONTAMINATION
- DRY DECONTAMINATION
- 1/2 FACE RESPIRATOR
- PAPR
- OTHER (DESCRIBE BELOW)

DESCRIPTION OF WHAT HAPPENED TODAY: We arrived on site at 7:00 A.M.

The crew signed in and checked the (16J-23J) container
for damages. We then finished setting up the
(23B-27B) container by installing 6 mil poly
walls, floors, vertical barriers, pop-up airlocks and
negative air machines. We then put the

DATE Thursday
2-8-07 JOB # 07-0-015 SUPERVISOR (b) (6)

COMMENTS

tools in the containment and properly demarcated the work area with caution tape and Danger / Biohazard signs. We then removed the drywall, wall paper and fiberglass with wet hand methods. We also loaded out all that waste to the dumpster. We then removed the computer floor and the remaining drywall. We saved all the 2 in screws for the computer floor and placed them on the pile of floor panels near where they were taken out. That is what we did with all the computer floor panels and screws. The crew then removed all the drywall screws and final cleaned the containment with hepa-vacs and wet wiping. We then treated the containment with ~~5~~ bleach and water solution through an airless sprayer to kill any unsewn mold spores. The crew then moved the equipment to the next work area (70B-73B), and began prep'ing it. We installed 6 mil poly walls, c.i.t. cols, floors and pop-up air locks. At the end of the day we cleaned up our work area, locked the tools and were off site by 3:30 PM. We were not able to tear down containments (165-735) or (73B-77B) because Acroy (USA/CM) never came to the work areas today to inspect them like he was supposed to.



Midwest Asbestos Abatement Corporation

28 B PATMOS • ST. PETERS, MISSOURI 63376 • (636) 926-7800 • FAX (636) 926-7802

JOB SUPERVISOR'S DAILY REPORT SHEET

DATE Friday 2-9-07 SUPERVISOR'S SIGNATURE (b) (6)

JOB NAME USDA-Space Consolidation JOB NO. 07-0-015

BUILDING NAME Building 104 LOCATION IN BUILDING (16J-735) + (23B-77B) + (20B-73B) + (11B-16B)

VISITORS/SUB-CONTRACTORS ON SITE TODAY Paul Hoff (Hoff Construction) (Kevin Santee/GSA/CIA)

NUMBER OF AIR SAMPLES TAKEN TODAY — Kevin Santee (GSA/CIA)

SAMPLE NUMBERS — Kevin Santee (GSA-CIA)

NUMBER OF BAGS/DRUMS LOADED OUT General Waste

NUMBER OF ROLLOFFS: DELIVERED 1 PICKED UP 1

WORKED PERFORMED

METHODS USED

- PRECLEAN
- SET-UP
- GLOVEBAG
- GROSS REMOVAL
- FINAL CLEAN
- LOCK DOWN
- KNOCK DOWN
- OTHER (DESCRIBE BELOW)

- AMENDED WATER
- HEPA VACUUM
- NEGATIVE AIR
- WET DECONTAMINATION
- DRY DECONTAMINATION
- 1/2 FACE RESPIRATOR
- PAPR
- OTHER (DESCRIBE BELOW)

DESCRIPTION OF WHAT HAPPENED TODAY: We arrived on site at 7:00 AM

We then signed in and checked the containments for damage.
We then hooked up a negative air machine to containment
(20B-73B), sealed up and began removal with
wet head methods. We removed the wallpaper and
sprayed down the dry-wall with a 5% bleach/95%

DATE Friday
2-9-07 JOB # 07-0-015 SUPERVISOR

(b) (6)

COMMENTS

water solution before removing it. We then removed all the drywall and fiberglass, bagged it up and loaded it out. The crew then removed the computer floor, stacked the panels and 2" screws outside the containment and removed the last of the drywall. They then removed all the drywall screws and final cleaned the containment using hepa-vacs and wet wiping.

AT 9:30 A.M. Aaron (GSA/Construction Manager) arrived on site and gave us passing visual inspections on containments (16J-73J) and (73B-77B). We then tore down these containments, bagged up the waste and loaded it out. We then moved all the equipment to work area (11B-16B). We then began prepping in work area (11B-16B). We installed 6mil poly walls, critical barriers, pop-up air locks and a negative air machine. At the end of the day we cleaned up our work area, checked the containment (20B-73B) for damages, locked up the tools and were off site by 3:30 P.M.



Midwest Asbestos Abatement Corporation

28 B PATMOS • ST. PETERS, MISSOURI 63376 • (636) 926-7800 • FAX (636) 926-7802

JOB SUPERVISOR'S DAILY REPORT SHEET

DATE Monday 7-12-07 SUPERVISOR'S SIGNATURE (b) (6)

JOB NAME USDA-Space Remediation JOB NO. 0730-015

BUILDING NAME Building 104 LOCATION IN BUILDING (20B-73B) + (11B-16B)

VISITORS/SUB-CONTRACTORS ON SITE TODAY Paul Hoff (Hoff Construction)

NUMBER OF AIR SAMPLES TAKEN TODAY —

SAMPLE NUMBERS —

NUMBER OF BAGS/DRUMS LOADED OUT General Waste

NUMBER OF ROLLOFFS: DELIVERED — PICKED UP —

WORKED PERFORMED

METHODS USED

- PRECLEAN
- SET-UP
- GLOVEBAG
- GROSS REMOVAL
- FINAL CLEAN
- LOCK DOWN
- KNOCK DOWN
- OTHER (DESCRIBE BELOW)

- AMENDED WATER
- HEPA VACUUM
- NEGATIVE AIR
- WET DECONTAMINATION
- DRY DECONTAMINATION
- 1/2 FACE RESPIRATOR
- PAPR
- OTHER (DESCRIBE BELOW)

DESCRIPTION OF WHAT HAPPENED TODAY: We arrived on site at 7:00 AM

We then unlocked the equipment, checked the containers
(20B-73B) for damages and signed in. The
crew then continued and finished preping
column area (11B-16B) by installing 6mil poly
floors, and criticals, negative air machines, hypo-va

DATE Monday 02-12-07 JOB # 07-0-015 SUPERVISOR

(b) (6)

COMMENTS

and water sprayers. We then properly demarcated the work area with caution tape and Danger Microbial Hazard signs. The crew then suited up, donned respirators, and began removing the wallpaper and dry-wall with wet hand methods. All material was sprayed with 5% bleach, 95% water solution before it was removed to reduce dust and mold spore release. This area was difficult to remove in the upper areas because the duct work was installed after the dry-wall and ript up against the dry-wall in some areas, especially near the columns. We removed all the dry-wall above the computer floor and then removed all of the fiberglass. All waste was bagged and loaded out to the dumpster in covered labor carts. We then began removing the screws with drill guns, and removing any dry-wall trapped between the two metal studs around the pipe and beam chases. We then removed $\frac{3}{4}$ of the computer floor, loaded it out, stacked it and placed the screws on the stacked flooring. The crew then removed $\frac{3}{4}$ of the dry-wall under the computer floor and the dry-wall/screws. All waste was bagged and loaded out in covered labor carts. At the end of the day we checked the containment for damages, locked up the tools and were off site by

3:30 P.M.



Midwest Asbestos Abatement Corporation

28 B PATMOS • ST. PETERS, MISSOURI 63376 • (636) 926-7800 • FAX (636) 926-7802

JOB SUPERVISOR'S DAILY REPORT SHEET

DATE Tuesday 2-13-07 SUPERVISOR'S SIGNATURE (b) (6)

JOB NAME USDA-Space Consolidation JOB NO. 07-0-015

BUILDING NAME Building 104 LOCATION IN BUILDING (20B-23B) + (11B-16B) + (19B-20B + Alcove)

VISITORS/SUB-CONTRACTORS ON SITE TODAY Paul Hoff (Hoff Construction)

NUMBER OF AIR SAMPLES TAKEN TODAY

SAMPLE NUMBERS

NUMBER OF BAGS/DRUMS LOADED OUT General waste

NUMBER OF ROLLOFFS: DELIVERED PICKED UP

WORKED PERFORMED

METHODS USED

- PRECLEAN
- SET-UP
- GLOVEBAG
- GROSS REMOVAL
- FINAL CLEAN
- LOCK DOWN
- KNOCK DOWN
- OTHER (DESCRIBE BELOW)

- AMENDED WATER
- HEPA VACUUM
- NEGATIVE AIR
- WET DECONTAMINATION
- DRY DECONTAMINATION
- 1/2 FACE RESPIRATOR
- PAPR
- OTHER (DESCRIBE BELOW)

DESCRIPTION OF WHAT HAPPENED TODAY: We arrived on site at 7:00 A.M.
the crew signed in and we checked the containment
for damages. We then continued taking out
the last of the dry-wall screws, computer floor and
dry-wall below the computer floor. We then began
final cleaning the containment with wet wiping and

DATE Tuesday
2-13-07

JOB # 07-0-015

SUPERVISOR

(b) (6)

COMMENTS

hepa-ventilating.

AT 7:30 AM Paul Hoff (Hoff Construction) arrived at my work area and told me that Aaron (CM/GSA) wants an area removed that shows no signs of mold but is an exterior wall outside what Paul thought should be removed. Paul said for us to remove that area (19B-70B + Alcove near bathrooms).

We then treated the (11B-16B) containment with bleach and water solution through an airless sprayer.

AT 10:30 AM Aaron (GSA/CM) arrived at our work area and gave us visual inspections on the (11B-16B) and (70B-73B) containments. We then tore them both down, bagged up the waste, and loaded it out. We then moved the equipment to the storage area (19B). We then prepped the (19B-70B + Alcove) area with 6mil poly walls, floors, and critical barriers. We then installed a negative air machine, one stage paper air lock, demarcated the work area and brought over the necessary equipment. We then removed all of the drywall with wet hand methods, bagged it and loaded it out to the dumpster. At the end of the day we cleaned up the work area, checked for damages, locked up the equipment and were off site by 3:30 PM.



Midwest Asbestos Abatement Corporation

28 B PATMOS • ST. PETERS, MISSOURI 63376 • (636) 926-7800 • FAX (636) 926-7802

JOB SUPERVISOR'S DAILY REPORT SHEET

DATE Wednesday 2-14-07 SUPERVISOR'S SIGNATURE (b) (6)

JOB NAME USDA-Space Consolidation JOB NO. 07-0-015

BUILDING NAME Building 104 LOCATION IN BUILDING (19B-70B+Alcove) + (B36-B47)

VISITORS/SUB-CONTRACTORS ON SITE TODAY Paul Hoff (Hoff Construction)

NUMBER OF AIR SAMPLES TAKEN TODAY

SAMPLE NUMBERS

NUMBER OF BAGS/DRUMS LOADED OUT General Waste

NUMBER OF ROLLOFFS: DELIVERED PICKED UP

WORKED PERFORMED

METHODS USED

- PRECLEAN
- SET-UP
- GLOVEBAG
- GROSS REMOVAL
- FINAL CLEAN
- LOCK DOWN
- KNOCK DOWN
- OTHER (DESCRIBE BELOW)

- AMENDED WATER
- HEPA VACUUM
- NEGATIVE AIR
- WET DECONTAMINATION
- DRY DECONTAMINATION
- 1/2 FACE RESPIRATOR
- PAPR
- OTHER (DESCRIBE BELOW)

DESCRIPTION OF WHAT HAPPENED TODAY: We arrived on site at 7:00 AM. The crew signed in and we checked the containment for damages. We then sealed up and removed the fiberglass and the screws from the (19B-70B+alcove) containment and loaded it out. We then final cleaned the containment with wet wiping

DATE Wednesday
2-14-07 JOB # 070-015 SUPERVISOR

(b) (6)

COMMENTS

and hepa-vacuuming. We then treated the containment with bleach and water solution through an airless sprayer.

Paul Hoff (Hoff Construction) arrived at our work area at 8:30 AM. he said that there was one more wall he wanted removed before we were off site, that area is (1E-1F).

We then began prepping the (B36-B47) containment. We set up 6mil poly, floors, walls and critical barriers. We then installed pop-up air locks and negative air machines. We then dismantled the work area, put our tools in the containment and began removing the drywall and wallpaper with wet hand methods. The crew removed 1/2 of the drywall and loaded it out. At the end of the shift the containment was checked for damages and all tools were locked up, off site 3:30 PM.



Midwest Asbestos Abatement Corporation

28 B PATMOS • ST. PETERS, MISSOURI 63376 • (636) 926-7800 • FAX (636) 926-7802

JOB SUPERVISOR'S DAILY REPORT SHEET

DATE Thursday 2-15-07 SUPERVISOR'S SIGNATURE (b) (6)

JOB NAME USPA - Space Consolidation JOB NO. 07-0-015
(19B-20B + Alcove 2) +

BUILDING NAME Building 104 LOCATION IN BUILDING (B36-B42)+(1E-1F)

VISITORS/SUB-CONTRACTORS ON SITE TODAY Paul Hoff (Hoff Construction)

NUMBER OF AIR SAMPLES TAKEN TODAY

SAMPLE NUMBERS

NUMBER OF BAGS/DRUMS LOADED OUT General Waste

NUMBER OF ROLLOFFS: DELIVERED PICKED UP

WORKED PERFORMED

METHODS USED

- PRECLEAN
- SET-UP
- GLOVEBAG
- GROSS REMOVAL
- FINAL CLEAN
- LOCK DOWN
- KNOCK DOWN
- OTHER (DESCRIBE BELOW)

- AMENDED WATER
- HEPA VACUUM
- NEGATIVE AIR
- WET DECONTAMINATION
- DRY DECONTAMINATION
- 1/2 FACE RESPIRATOR
- PAPR
- OTHER (DESCRIBE BELOW)

DESCRIPTION OF WHAT HAPPENED TODAY: We arrived on site at 7:00 A.M., the crew signed in and checked the containment for damages. We then continued to remove the drywall and fiberglass in the (B36-B42) containment with wet hand methods, and to load it out to the

Thursday
DATE 2-15-07 JOB # 07-0-015 SUPERVISOR

COMMENTS

dumpster. The crew then removed all of the drywall screws from the metal studs with drill guns. We then final cleaned the containment with Hepa-vacuuming and wet wiping. We then treated the containment with a 5% bleach 95% water solution through an airless sprayer to kill any non visible mold spores. We then moved the equipment back down to the storage area (19B). The crew then began setting up walls in work area (1E-1F). At the end of the day Aaron (GSA/cpr.) had not shown up and did not give me visual inspections on either (19B-20B+Attic) or (36B-42B) which are both ready and waiting on him to be torn down.

At the end of the shift we checked the containments for damages, locked up the tools and were off site by 3:30 PM.



Midwest Asbestos Abatement Corporation

28 B PATMOS • ST. PETERS, MISSOURI 63376 • (636) 926-7800 • FAX (636) 926-7802

JOB SUPERVISOR'S DAILY REPORT SHEET

DATE Friday 2-16-07 SUPERVISOR'S SIGNATURE (b) (6)

JOB NAME USDA - Space Consolidation JOB NO. 070-015
(36B-42B) + (14B-70B)

BUILDING NAME Building 104 LOCATION IN BUILDING (1E-1F)

VISITORS/SUB-CONTRACTORS ON SITE TODAY Paul Hoff (Hoff Construction)

NUMBER OF AIR SAMPLES TAKEN TODAY —

SAMPLE NUMBERS —

NUMBER OF BAGS/DRUMS LOADED OUT General Waste

NUMBER OF ROLLOFFS: DELIVERED — PICKED UP —

WORKED PERFORMED

METHODS USED

- PRECLEAN
- SET-UP
- GLOVEBAG
- GROSS REMOVAL
- FINAL CLEAN
- LOCK DOWN
- KNOCK DOWN
- OTHER (DESCRIBE BELOW)

- AMENDED WATER
- HEPA VACUUM
- NEGATIVE AIR
- WET DECONTAMINATION
- DRY DECONTAMINATION
- 1/2 FACE RESPIRATOR
- PAPR
- OTHER (DESCRIBE BELOW)

DESCRIPTION OF WHAT HAPPENED TODAY: We arrived on site at 7:00 A.M. the crew signed in and we checked the containments for damages. The crew then finished setting up work area (1E-1F) by installing 6mil poly walls, floors, and ceiling barriers. We then installed

DATE Friday 2-16-07 JOB # 07-0-015 SUPERVISOR [REDACTED]

(b) (6)

COMMENTS

pop-up air locks and negative air machines, and properly demarcated the work area. The crew then removed all drywall, fiberglass and drywall screws with wet head methods, bagged it and loaded it out. We then final cleaned the containment with hepa-vacs and wet wiping. We then treated the containment with a bleach and water solution.

Paul Hoff (Hoff Construction) then inspected the (36B-47B), (1E-11F), and (19B-20B + Alcove) containments and told us to tear them down. Paul did this because Aaron (GSA/OM) was to buy to come and inspect them at that time.

We then tore down all three containments, bagged and loaded out the waste and removed all of the tape and glue residue. We then moved the equipment back down to (19C).

At the end of the day we locked up our equipment, and were off site by 3:30 pm.



Midwest Asbestos Abatement Corporation

28 B PATMOS • ST. PETERS, MISSOURI 63376 • (636) 926-7800 • FAX (636) 926-7802

JOB SUPERVISOR'S DAILY REPORT SHEET

DATE Tuesday 2-20-07 SUPERVISOR'S SIGNATURE (b) (6)

JOB NAME USDA Space Consolidation JOB NO. 07-0-015

BUILDING NAME Building 104 LOCATION IN BUILDING _____

VISITORS/SUB-CONTRACTORS ON SITE TODAY Paul Heff (Heff Construction)

NUMBER OF AIR SAMPLES TAKEN TODAY _____

SAMPLE NUMBERS _____

NUMBER OF BAGS/DRUMS LOADED OUT _____

NUMBER OF ROLLOFFS: DELIVERED _____ PICKED UP 1

WORKED PERFORMED

METHODS USED

- PRECLEAN
- SET-UP
- GLOVEBAG
- GROSS REMOVAL
- FINAL CLEAN
- LOCK DOWN
- KNOCK DOWN

- AMENDED WATER
- HEPA VACUUM
- NEGATIVE AIR
- WET DECONTAMINATION
- DRY DECONTAMINATION
- 1/2 FACE RESPIRATOR
- PAPR

OTHER (DESCRIBE BELOW) OTHER (DESCRIBE BELOW)

DESCRIPTION OF WHAT HAPPENED TODAY: We arrived on site at 7:00 A.M.
we signed in and backed the truck up to the loading
dock. We then took our load of equipment out
to the truck. The drywall foreman then
approached us and said he had a load of
drywall coming in right now (7:20 A.M.) and

DATE Tuesday
2-20-07 JOB # 07-0-015 SUPERVISOR

(b) (6)

COMMENTS

that he needed the loading dock, so we would have to wait ~~to~~ for them to unload the truck before we could get our things out. When they were done at 8:30 A.M. ~~we~~ we filled the box truck and took the first load to the office. We then returned, loaded up the rest of the equipment, did a final walk through and were off site by 1:00 P.M.



Midwest Asbestos Abatement Corporation

28 B PATMOS • ST. PETERS, MISSOURI 63376 • (636) 926-7800 • FAX (636) 926-7802

JOB SUPERVISOR'S DAILY REPORT SHEET

DATE Monday 7-9-07 SUPERVISOR'S SIGNATURE (b) (6)

JOB NAME USDA Space Consolidation JOB NO. 0720-015

BUILDING NAME Bl. 104 LOCATION IN BUILDING (275-365)

VISITORS/SUB-CONTRACTORS ON SITE TODAY Hoff Const (Paul Hoff)

NUMBER OF AIR SAMPLES TAKEN TODAY —

SAMPLE NUMBERS —

NUMBER OF BAGS/DRUMS LOADED OUT —

NUMBER OF ROLLOFFS: DELIVERED — PICKED UP —

WORKED PERFORMED

METHODS USED

- PRECLEAN
- SET-UP
- GLOVEBAG
- GROSS REMOVAL
- FINAL CLEAN
- LOCK DOWN
- KNOCK DOWN
- OTHER (DESCRIBE BELOW)

- AMENDED WATER
- HEPA VACUUM
- NEGATIVE AIR
- WET DECONTAMINATION
- DRY DECONTAMINATION
- 1/2 FACE RESPIRATOR
- P APR
- OTHER (DESCRIBE BELOW)

DESCRIPTION OF WHAT HAPPENED TODAY: We arrived on site at 7:00 A.M. We were issued new parking passes at the guard shack. We then proceeded to building 104 where we met with Paul Hoff (Hoff Const.), he told us to remove drywall removal in

DATE Monday 7.9.07 JOB # 07.0015 SUPERVISOR

(b) (6)

COMMENTS

section 77J-36J. We then unloaded the truck and brought supplies to the work area. We then began installing 6 mil poly critical barriers for the rest of the day. At the end of the day we cleaned up our work area, packed up our tools and were off site by 3:38 p.m.



Midwest Asbestos Abatement Corporation

28 B PATMOS • ST. PETERS, MISSOURI 63376 • (636) 926-7800 • FAX (636) 926-7802

JOB SUPERVISOR'S DAILY REPORT SHEET

DATE Tuesday 7-16-07 SUPERVISOR'S SIGNATURE (b) (6)

JOB NAME USPA Space Consolidation JOB NO. 07-0-05

BUILDING NAME Blk. 104 LOCATION IN BUILDING (275 + 365)

VISITORS/SUB-CONTRACTORS ON SITE TODAY Paul Hoff (Hoff Const.)

NUMBER OF AIR SAMPLES TAKEN TODAY

SAMPLE NUMBERS

NUMBER OF BAGS/DRUMS LOADED OUT

NUMBER OF ROLLOFFS: DELIVERED PICKED UP

WORKED PERFORMED

METHODS USED

- PRECLEAN
- SET-UP
- GLOVEBAG
- GROSS REMOVAL
- FINAL CLEAN
- LOCK DOWN
- KNOCK DOWN
- OTHER (DESCRIBE BELOW)

- AMENDED WATER
- HEPA VACUUM
- NEGATIVE AIR
- WET DECONTAMINATION
- DRY DECONTAMINATION
- 1/2 FACE RESPIRATOR
- PAPR
- OTHER (DESCRIBE BELOW)

DESCRIPTION OF WHAT HAPPENED TODAY: We arrived on site at 7:00 A.M.; we signed in and then continued piping section (275-365). We finished installing 6 mil poly barriers, pop-up decontamination chambers, negative air machines and sponges, with water flush mix. We also

DATE Tuesday 7-10-07 JOB # 0700 015 SUPERVISOR (b) (6)

COMMENTS

installed one layer floors of Best poly. We then put our tools in the containment and decontaminated the work area with Dettol Microbicidal hand sanitizer and Caution tape. The containment was put under negative pressure and smoke tested.

We then sorted up and sprayed the walls with water/bleach, removed the wall paper and treated the dry wall with water/bleach mixture. We then began removing the dry wall with wet hand methods. All waste was cleaned up and bagged by the end of the day.

We then packed up our tools and were off site by 3:30 P.M.



Midwest Asbestos Abatement Corporation

28 B PATMDS • ST. PETERS, MISSOURI 63376 • (535) 926-7800 • FAX (535) 926-7802

JOB SUPERVISOR'S DAILY REPORT SHEET

DATE Wednesday 7-11-07 SUPERVISOR'S SIGNATURE (b) (6)

JOB NAME USPA Space Consolidation JOB NO. 0700-015

BUILDING NAME Bld 104 LOCATION IN BUILDING (2J-36J)

VISITORS/SUB-CONTRACTORS ON SITE TODAY Paul Hoff (Hoff Construction)

NUMBER OF AIR SAMPLES TAKEN TODAY —

SAMPLE NUMBERS —

NUMBER OF BAGS/DRUMS LOADED OUT General waste

NUMBER OF ROLLOFFS: DELIVERED 1 PICKED UP —

WORKED PERFORMED

METHODS USED

- PRECLEAN
- SET-UP
- GLOVEBAG
- GROSS REMOVAL
- FINAL CLEAN
- LOCK DOWN
- KNOCK DOWN
- OTHER (DESCRIBE BELOW)

- AMENDED WATER
- HEPA VACUUM
- NEGATIVE AIR
- WET DECONTAMINATION
- DRY DECONTAMINATION
- 1/2 FACE RESPIRATOR
- PAPR
- OTHER (DESCRIBE BELOW)

DESCRIPTION OF WHAT HAPPENED TODAY: We arrived on site at 7:00 AM. we signed in and checked the containment for damages. We then started up and removed the remaining dry wall with wet hand methods, and bagged it. We then sealed out the top of it to the dumpster. Then

Wednesday
DATE 7/12/07 JOB # 07-00-015 SUPERVISOR [REDACTED]

(b) (6)

COMMENTS

The freight elevator stopped working, I called Paul Hoff (Hoff Construction) and notified him that the elevator was not working; he said he would look at it and if need be call a repair man. We then began removing the fiberglass and bagging it. We finished removal of the fiberglass, bagged it and left it in containment. We then put away our tools, locked them up and were off site by 3:30 P.M.



Midwest Asbestos Abatement Corporation

28 B PATMDS • ST. PETERS, MISSOURI 63376 • (636) 926-7800 • FAX (636) 926-7802

JOB SUPERVISOR'S DAILY REPORT SHEET

DATE Thursday 7-17-07 SUPERVISOR'S SIGNATURE (b) (6)

JOB NAME USDA Space Consolidation JOB NO. 0710015

BUILDING NAME BLD. 104 LOCATION IN BUILDING (77)-365

VISITORS/SUB-CONTRACTORS ON SITE TODAY Paul Hoff (Hoff Const.)

NUMBER OF AIR SAMPLES TAKEN TODAY —

SAMPLE NUMBERS —

NUMBER OF BAGS/DRUMS LOADED OUT General waste

NUMBER OF ROLLOFFS: DELIVERED — PICKED UP —

WORKED PERFORMED

METHODS USED

- PRECLEAN
- SET-UP
- GLOVEBAG
- GROSS REMOVAL
- FINAL CLEAN
- LOCK DOWN
- KNOCK DOWN
- OTHER (DESCRIBE BELOW)

- AMENDED WATER
- HEPA VACUUM
- NEGATIVE AIR
- WET DECONTAMINATION
- DRY DECONTAMINATION
- 1/2 FACE RESPIRATOR
- PAPR
- OTHER (DESCRIBE BELOW)


DESCRIPTION OF WHAT HAPPENED TODAY: We arrived on site at 7:00 A.M. We signed in and checked the containment for damages. The doors had been fixed overnight so we loaded out all the drywall and fiberglass. We then suited up and began working

DATE Thursday 7-17-07 JOB # 070-075 SUPERVISOR

(b) (6)

COMMENTS

The screws and clearing all areas above the removable floor. We then removed the floor, and started it up, and put the screws with it. We then removed the last 12" of drywall below floor level, beveled it and loaded it out. We then began final clearing the containment with dry-vacuuming. At the end of the day we locked up our tools and were off site by 3:30 P.M.



Midwest Asbestos Abatement Corporation

28 B PATMDS • ST. PETERS, MISSOURI 63376 • (636) 926-7800 • FAX (636) 926-7802

JOB SUPERVISOR'S DAILY REPORT SHEET

DATE Friday 7-13-07 SUPERVISOR'S SIGNATURE (b) (6)

JOB NAME USA Space Const. Station JOB NO. 0720 015

BUILDING NAME BR 104 LOCATION IN BUILDING (775-36J) / (275-22)

VISITORS/SUB-CONTRACTORS ON SITE TODAY Pac/Hoff (Hoff Const); Aescu (USA Inspector)

NUMBER OF AIR SAMPLES TAKEN TODAY

SAMPLE NUMBERS

NUMBER OF BAGS/DRUMS LOADED OUT General waste

NUMBER OF ROLLOFFS: DELIVERED PICKED UP

WORKED PERFORMED

METHODS USED

PRECLEAN

SET-UP

GLOVEBAG

GROSS REMOVAL

FINAL CLEAN

LOCK DOWN

KNOCK DOWN

OTHER (DESCRIBE BELOW)

AMENDED WATER

HEPA VACUUM

NEGATIVE AIR

WET DECONTAMINATION

DRY DECONTAMINATION

1/2 FACE RESPIRATOR

PAPR

OTHER (DESCRIBE BELOW)

DESCRIPTION OF WHAT HAPPENED TODAY: We arrived on site at 7:00

we signed in and checked the containment for
damages. We then coat-walk and
finished final cleaning clean section (775-36J).

We then treated the entire containment
with a bleach and water solution

DATE Friday
7-13-07 JOB # 07-0015 SUPERVISOR

(b) (6)

COMMENTS

through an airless sprayer. We then mopped the floor and loaded out all the equipment.

We then began prepping column section (273-275) with 6 mil poly critical barrier. Aaron (GSA/Inspector) looked at the (273-275) containment and passed it for visual inspection. He said we could tear it down. We then tore it down bezzed up the poly and loaded it out. We then removed all the tape and glue residue.

We then continued setting up column section (273-275) for the rest of the day. At the end of the day we loaded up our tools and were off site by 3:30 P.M.



Midwest Asbestos Abatement Corporation

28 B PATMOS • ST. PETERS, MISSOURI 63376 • (636) 926-7800 • FAX (636) 926-7802

JOB SUPERVISOR'S DAILY REPORT SHEET

DATE Monday 7-16-07 SUPERVISOR'S SIGNATURE (b) (6)

JOB NAME USA Space Consultation JOB NO. 07-0-015

BUILDING NAME Bld 104 LOCATION IN BUILDING (2D-225)

VISITORS/SUB-CONTRACTORS ON SITE TODAY Paul Hoff (Hoff Const.)

NUMBER OF AIR SAMPLES TAKEN TODAY —

SAMPLE NUMBERS —

NUMBER OF BAGS/DRUMS LOADED OUT Concrete Waste

NUMBER OF ROLLOFFS: DELIVERED — PICKED UP —

WORKED PERFORMED

METHODS USED

- PRECLEAN
- SET-UP
- GLOVEBAG
- GROSS REMOVAL
- FINAL CLEAN
- LOCK DOWN
- KNOCK DOWN
- OTHER (DESCRIBE BELOW)

- AMENDED WATER
- HEPA VACUUM
- NEGATIVE AIR
- WET DECONTAMINATION
- DRY DECONTAMINATION
- 1/2 FACE RESPIRATOR
- PAPR
- OTHER (DESCRIBE BELOW)

DESCRIPTION OF WHAT HAPPENED TODAY: We arrived on site at

7:00 A.M. We signed in and continued installing 6mil poly critical barriers to the deck in clean section (275-275).

We then locked up negative air machines, and pop-up doors. We then

DATE Monday 7-16-07

JOB # 070-015

SUPERVISOR (b) (6)

COMMENTS

installed a jely flow and placed all the necessary tools in containment. We then removed all the drywell and fiberglass above the raised flow, dug it all. We were going to load it all out but then found out the elevator is broken down again.

At the end of the day we locked up our tools and were off site by 3:30 PM.



Midwest Asbestos Abatement Corporation

28 B PATMDS • ST. PETERS, MISSOURI 63376 • (636) 926-7800 • FAX (636) 926-7802

JOB SUPERVISOR'S DAILY REPORT SHEET

DATE Tuesday 7-17-07 SUPERVISOR'S SIGNATURE (b) (6)

JOB NAME USPA - Space Consolidation JOB NO. 0710-015

BUILDING NAME BA 104 LOCATION IN BUILDING (275-275)

VISITORS/SUB-CONTRACTORS ON SITE TODAY Paul Hoff (Hoff Const.)

NUMBER OF AIR SAMPLES TAKEN TODAY —

SAMPLE NUMBERS —

NUMBER OF BAGS/DRUMS LOADED OUT General waste

NUMBER OF ROLLOFFS: DELIVERED — PICKED UP —

WORKED PERFORMED

METHODS USED

- PRECLEAN
- SET-UP
- GLOVEBAG
- GROSS REMOVAL
- FINAL CLEAN
- LOCK DOWN
- KNOCK DOWN
- OTHER (DESCRIBE BELOW)

- AMENDED WATER
- HEPA VACUUM
- NEGATIVE AIR
- WET DECONTAMINATION
- DRY DECONTAMINATION
- 1/2 FACE RESPIRATOR
- PAPR
- OTHER (DESCRIBE BELOW)

DESCRIPTION OF WHAT HAPPENED TODAY: We arrived on site at 7:00 A.M. we signed in and checked the containment for damages. We then checked on the elevator; it was still broken down, so we began removing the

DATE Tuesday
7-7-07

JOB # 070015

SUPERVISOR

(b) (6)

COMMENTS

Drywall screws and cleaning top down.

We then removed the raised floor and removed the last 1 foot of drywall, and screws.

We then finished clearing the containment with hyper-vacuuming. The ejector had been fixed, so we then loaded out all the waste. We then packed up the tools and were off site by 3:30 P.M.



Midwest Asbestos Abatement Corporation

28 B PATMOS • ST. PETERS, MISSOURI 63376 • (636) 926-7800 • FAX (636) 926-7802

JOB SUPERVISOR'S DAILY REPORT SHEET

DATE Wednesday 7-18-07 SUPERVISOR'S SIGNATURE (b) (6)

JOB NAME USDA-Spec Consolidation JOB NO. 070015

BUILDING NAME Bld. 104 LOCATION IN BUILDING (270-275)+(27C-2)

VISITORS/SUB-CONTRACTORS ON SITE TODAY Paul Hoff (Hoff Const.), (USA) Aeron

NUMBER OF AIR SAMPLES TAKEN TODAY —

SAMPLE NUMBERS —

NUMBER OF BAGS/DRUMS LOADED OUT General waste

NUMBER OF ROLLOFFS: DELIVERED — PICKED UP —


WORKED PERFORMED

METHODS USED

- PRECLEAN
- SET-UP
- GLOVEBAG
- GROSS REMOVAL
- FINAL CLEAN
- LOCK DOWN
- KNOCK DOWN
- OTHER (DESCRIBE BELOW)

- AMENDED WATER
- HEPA VACUUM
- NEGATIVE AIR
- WET DECONTAMINATION
- DRY DECONTAMINATION
- 1/2 FACE RESPIRATOR
- PAPR
- OTHER (DESCRIBE BELOW)

DESCRIPTION OF WHAT HAPPENED TODAY: We arrived on site at 7:00 A.M. we signed in and checked the containment for leakage. We then treated the containment with a 5% bleach / 95% water solution through an airless sprayer. We then mopped it. began and all the began

DATE Wednesday
7-18-07 JOB # 07-0015 SUPERVISOR 

COMMENTS

Setting up the (29C-27K) containment. We installed 6 mil poly walls and critical barriers all the way to the deck. We then installed 6 mil poly floors, negative air machines and pop up decontaminated outs. We then put all our necessary tools in the containment.

Aaron (GSA/Inspector) inspected containment (277-277) at 11:15 A.M.; He said it looked good and we could tear it down.

Bryan and I then tore it down, and removed all the tape and glue residue.

Paul Hoff (Hoff Const.) had asked us to use blue painters tape to attach to the new walls with, and we did in this section. When we tore down the poly and blue tape it still pulled off some of the new paint. I told this to Paul, and we decided to continue using the blue painters tape because it did less damage than duct tape. Bryan and I then loaded

out the bagged poly waste. We then began removal of the drywall in (29C-27K). We finished drywall and fiberglass removal, and loaded it out. We then locked up the tools and were off site by 3:30 P.M.



Midwest Asbestos Abatement Corporation

28 B PATMOS • ST. PETERS, MISSOURI 63376 • (636) 926-7800 • FAX (636) 926-7802

JOB SUPERVISOR'S DAILY REPORT SHEET

DATE Thursday 7-19-07 SUPERVISOR'S SIGNATURE (b) (6)

JOB NAME USDA - Space Consolidation JOB NO. 07-0-015

BUILDING NAME Bld. 104 LOCATION IN BUILDING (27C-29C) & (31C-35C)

VISITORS/SUB-CONTRACTORS ON SITE TODAY Paul Hoff (Hoff Const.)

NUMBER OF AIR SAMPLES TAKEN TODAY —

SAMPLE NUMBERS —

NUMBER OF BAGS/DRUMS LOADED OUT General waste

NUMBER OF ROLLOFFS: DELIVERED 1 PICKED UP 1

WORKED PERFORMED

METHODS USED

PRECLEAN

AMENDED WATER

SET-UP

HEPA VACUUM

GLOVEBAG

NEGATIVE AIR

GROSS REMOVAL

WET DECONTAMINATION

FINAL CLEAN

DRY DECONTAMINATION

LOCK DOWN

1/2 FACE RESPIRATOR

KNOCK DOWN

P APR

OTHER (DESCRIBE BELOW)

OTHER (DESCRIBE BELOW)

DESCRIPTION OF WHAT HAPPENED TODAY: We arrived on site at 7:00 A.M. we signed in and checked the containment for damages. Bryan and I then removed the screws, and raised flooring. We then removed the last part of the ductwork bagged it and loaded it out. We then

DATE Thursday
7-19-07

JOB # 070-015

SUPERVISOR

(b) (6)

COMMENTS

final cleaned the containment with wet wiping and hem-veering. The area was then treated with a bleach and water solution through an airless sprayer, and the floors were mopped. Area (27C-29C) was then ready to be inspected by Aaron (OSA/Secur), but he did not come by the rest of the day to look at it.

Bryan and I then began setting up the next work area (31C-35C). We installed 6 mil poly barriers, to the decking along the work area. Bryan then installed pop-up decon's, and began installing negative air machines. At the end of the day we cleaned up our work area, locked up our tools and were off site by 3:30 p.m.



Midwest Asbestos Abatement Corporation

28 B PATMDS • ST. PETERS, MISSOURI 63376 • (636) 526-7800 • FAX (636) 526-7802

JOB SUPERVISOR'S DAILY REPORT SHEET

DATE Friday 7-28-07 SUPERVISOR'S SIGNATURE (b) (6)

JOB NAME USPA-Space (contamination) JOB NO. 07-0-015

BUILDING NAME Blk. 104 LOCATION IN BUILDING (27C-29C) + (31C-35C)

VISITORS/SUB-CONTRACTORS ON SITE TODAY Paul Hoff (Hoff Const.) / Aaron (GSA/Fields)

NUMBER OF AIR SAMPLES TAKEN TODAY —

SAMPLE NUMBERS —

NUMBER OF BAGS/DRUMS LOADED OUT General Waste

NUMBER OF ROLLOFFS: DELIVERED — PICKED UP —

- | <u>WORKED PERFORMED</u> | <u>METHODS USED</u> |
|--|--|
| <input checked="" type="checkbox"/> PRECLEAN | <input checked="" type="checkbox"/> AMENDED WATER |
| <input checked="" type="checkbox"/> SET-UP | <input checked="" type="checkbox"/> HEPA VACUUM |
| <input type="checkbox"/> GLOVEBAG | <input checked="" type="checkbox"/> NEGATIVE AIR |
| <input checked="" type="checkbox"/> GROSS REMOVAL | <input checked="" type="checkbox"/> WET DECONTAMINATION |
| <input type="checkbox"/> FINAL CLEAN | <input type="checkbox"/> DRY DECONTAMINATION |
| <input type="checkbox"/> LOCK DOWN | <input checked="" type="checkbox"/> 1/2 FACE RESPIRATOR |
| <input checked="" type="checkbox"/> KNOCK DOWN | <input type="checkbox"/> PAPER |
| <input checked="" type="checkbox"/> OTHER (DESCRIBE BELOW) | <input checked="" type="checkbox"/> OTHER (DESCRIBE BELOW) |

DESCRIPTION OF WHAT HAPPENED TODAY: We arrived on site at 7:00 A.M., we signed in and checked the containment for damages. I then showed Paul Hoff (Hoff Const.) a hatch in west area (27C-29C) that was not sealed and lead to the outside

DATE Friday 7-20-07 JOB # 07-U-015 SUPERVISOR

(b) (6)

COMMENTS

through an exterior wall. I also showed him that there is standing water on the ground in the work area that probably leaked in from the rain over night. He said he would show Aaron (GSA/fields) so the problems could be addressed.

Bryan and I then finished setting up work area (31C-35C) by installing negative air, and Gail poly floors. We then brought over the equipment and began sawing the dry well with wet hand methods. All of the drywall and fiberglass were removed, bagged up and loaded out to the dumpster.

Paul Hoff (Hoff const.) told me that the snack machines / tables / chairs would be moved today (Friday) out of the Above back room area. At 3:30 they were still in place. I will need them moved by Monday after noon to proceed with this work area.

At the end of the day we cleaned up our work area, locked up our tools and were off site by 3:30 P.M. (The containment was also checked for damages.)



Midwest Asbestos Abatement Corporation

28 B PATMDS • ST. PETERS, MISSOURI 63376 • (536) 526-7800 • FAX (536) 526-7802

JOB SUPERVISOR'S DAILY REPORT SHEET

DATE Monday 7-23-07 SUPERVISOR'S SIGNATURE (b) (6)

JOB NAME USMA-Space Consolidation JOB NO. 0705-015

BUILDING NAME Wd. 104 LOCATION IN BUILDING (31C-35C) (31C+11K)

VISITORS/SUB-CONTRACTORS ON SITE TODAY Paul Hoff (Hoff/Carst) Aaron (USA) T...

NUMBER OF AIR SAMPLES TAKEN TODAY —

SAMPLE NUMBERS —

NUMBER OF BAGS/DRUMS LOADED OUT General waste

NUMBER OF ROLLOFFS: DELIVERED — PICKED UP —

WORKED PERFORMED

METHODS USED

PRECLEAN

AMENDED WATER

SET-UP

HEPA VACUUM

GLOVEBAG

NEGATIVE AIR

GROSS REMOVAL

WET DECONTAMINATION

FINAL CLEAN

DRY DECONTAMINATION

LOCK DOWN

1/2 FACE RESPIRATOR

KNOCK DOWN

PAPR

OTHER (DESCRIBE BELOW)

OTHER (DESCRIBE BELOW)

DESCRIPTION OF WHAT HAPPENED TODAY: We arrived on site at 7:00 AM.

we checked the containment for damages and signed in.

We then removed all of the screws in (31C-35C)

containment, and wet wiped and log-vaccinated

it. We then treated it with a water/

bleach solution through an airless sprayer.

DATE Monday
7-23-07

JOB # 070-075

SUPERVISOR

(b) (6)

COMMENTS

Bryan then mopped the containment and we went to lunch. After lunch we received a visual inspection from Aaron (GSA/Trucks) we then tore down the containment and removed the tape and glass residue.

We then began prep work the (31C + Area) area with 6 mil poly critical barriers for the rest of the day. At the end of the day we cleaned up our work area, locked up our tools and were off site by 3:30 PM.



Midwest Asbestos Abatement Corporation

28 B PATMDS • ST. PETERS, MISSOURI 63376 • (636) 926-7800 • FAX (636) 926-7802

JOB SUPERVISOR'S DAILY REPORT SHEET

DATE Tuesday 7-24-07 SUPERVISOR'S SIGNATURE (b) (6)

JOB NAME USDA-Space Consolidation JOB NO. 0720-015

BUILDING NAME Blk. 104 LOCATION IN BUILDING (3/C + Above)

VISITORS/SUB-CONTRACTORS ON SITE TODAY Paul Hoff (Hoff Const.)

NUMBER OF AIR SAMPLES TAKEN TODAY —

SAMPLE NUMBERS —

NUMBER OF BAGS/DRUMS LOADED OUT General Waste

NUMBER OF ROLLOFFS: DELIVERED — PICKED UP —

WORKED PERFORMED

METHODS USED

PRECLEAN

AMENDED WATER

SET-UP

HEPA VACUUM

GLOVEBAG

NEGATIVE AIR

GROSS REMOVAL

WET DECONTAMINATION

FINAL CLEAN

DRY DECONTAMINATION

LOCK DOWN

1/2 FACE RESPIRATOR

KNOCK DOWN

P APR

OTHER (DESCRIBE BELOW)

OTHER (DESCRIBE BELOW)

DESCRIPTION OF WHAT HAPPENED TODAY: We arrived on site at

7:00 A.M. We signed in and then continued

setting up the (3/C + Above) area. We installed

barrier poly barriers to the deck, pop-up

air locks, and negative air machines.

We then suited up and removed the

DATE Tuesday
7-27-07 JOB # 07-0-015 SUPERVISOR (b) (6)

COMMENTS

drywall and fiberglass with wet hand methods.
All waste was bagged up and loaded out. We then
removed the screws, wet wiped and bagged out
the containment. The containment was then
treated with a bleach and water solution through
an airless sprayer. Byon then pulled
the containment and it was complete. Aaron (CSA,
Teds) said he could not come and look at it
until tomorrow morning. We then put away
our tools, loaded out the rest of the waste,
locked the tools and were off site at 3:30 p.m.



Midwest Asbestos Abatement Corporation

28 B PATMDS • ST. PETERS, MISSOURI 63376 • (636) 926-7800 • FAX (636) 926-7802

Wednesday JOB SUPERVISOR'S DAILY REPORT SHEET

DATE 7-25-07 SUPERVISOR'S SIGNATURE (b) (6)

JOB NAME USDA-Space Consolidation JOB NO. 070-015

BUILDING NAME Blk. 104 LOCATION IN BUILDING (3C+Alcove)

VISITORS/SUB-CONTRACTORS ON SITE TODAY Paul Hoff (Hoff Const.) Aaron (GSA/ Jacobs)

NUMBER OF AIR SAMPLES TAKEN TODAY

SAMPLE NUMBERS

NUMBER OF BAGS/DRUMS LOADED OUT General Waste

NUMBER OF ROLLOFFS: DELIVERED PICKED UP 1

WORKED PERFORMED

METHODS USED

- PRECLEAN
- SET-UP
- GLOVEBAG
- GROSS REMOVAL
- FINAL CLEAN
- LOCK DOWN
- KNOCK DOWN
- OTHER (DESCRIBE BELOW)

- AMENDED WATER
- HEPA VACUUM
- NEGATIVE AIR
- WET DECONTAMINATION
- DRY DECONTAMINATION
- 1/2 FACE RESPIRATOR
- PAPR
- OTHER (DESCRIBE BELOW)

DESCRIPTION OF WHAT HAPPENED TODAY: We arrived on site at 7:00 A.M.; we signed in and checked the containment for damages. We then received a visual inspection on (3C+Alcove) from Aaron (GSA/ Jacobs). We then tore down the containment, bagged up

DATE Wednesday
7-25-07 JOB # 070-015 SUPERVISOR

(b) (6)

COMMENTS

the poly and loaded it out. We then sealed up the negative air machines and broke down the pop-up chambers. We then removed the tape and glue residue from the Tite.

The job was now complete and I had Paul Hoff (Hoff Const.) and Aaron (CSA/Teedba) sign off on the project. We then loaded out all of our equipment and went to the office to demobilize the job.



Midwest Asbestos Abatement Corporation

28 B PATMOS • ST. PETERS, MISSOURI 63376 • (636) 926-7800 • FAX (636) 926-7802

WORK COMPLETION

STATEMENT OF FINAL ACCEPTANCE

On this 25th day of July 2007

I, X Paul Hoff (Owner's Representative) have

reviewed the work and inspected the job site for the USDA-face Consolidation 07-015

project. I agree that the work is complete to my satisfaction and the condition of said

project is in the same condition as when Midwest Asbestos Abatement Corporation

started with the exception of the removal of the Mold and the items listed below.

This final acceptance is limited to the cleanliness of the former work areas and

conditions of finishes and fixtures in the former work area.

(b) (6)

(b) (6)

OWNER'S REPRESENTATIVE

MIDWEST ASBESTOS ABATEMENT CORP

Project Superintendent
TITLE

Supervisor
TITLE

7-25-07
DATE

7-25-07
DATE

1. _____
2. _____
3. _____
4. _____
5. _____



Midwest Asbestos Abatement Corporation

28 B PATMOS • ST. PETERS, MISSOURI 63376 • (636) 926-7800 • FAX (636) 926-7802

TOOLBOX SAFETY MEETING

DATE: 1-24-07 Wednesday

JOB NO.: 07-0-015

JOB NAME: USPA Space Consolidation

PREPARED BY: Aaron Zeller

TOPICS DISCUSSED

Slips, Trips, falls, ladder safety, Scaffold safety, open
holes in floors, and PPE (Personal Protective Equipment).

EMPLOYEES PRESENT

(b) (6)



Midwest Asbestos Abatement Corporation

28 B PATMOS • ST. PETERS, MISSOURI 63376 • (636) 926-7800 • FAX (636) 926-7802

TOOLBOX SAFETY MEETING

DATE: 1-29-07 Monday

JOB NO.: 07-0-015

JOB NAME: USDA Space Consolidation

PREPARED BY: Aaron Zeller

TOPICS DISCUSSED

Ladder Safety, Scaffold Safety, PPE (Personal Protective Equipment),
open holes in floors, Electrical Hazards, Emergency
Evacuation.

EMPLOYEES PRESENT

(b) (6)





Midwest Asbestos Abatement Corporation

28 B PATMOS • ST. PETERS, MISSOURI 63376 • (636) 926-7800 • FAX (636) 926-7802

TOOLBOX SAFETY MEETING

DATE: 2-5-07 Monday

JOB NO.: 07-0-015

JOB NAME: USDA - Space Consolidation

PREPARED BY: Aaron Zella

TOPICS DISCUSSED

Slips, Trips, Falls, Ladder Safety, Electrical Hazards, use
of GFCI's on all electrical items, Scaffolding safety,
PPE (Personal Protective Equipment), Emergency Evacuation
procedures, Proper decontamination procedures.

EMPLOYEES PRESENT

(b) (6)





Midwest Asbestos Abatement Corporation

28 B PATMOS • ST. PETERS, MISSOURI 63376 • (636) 926-7800 • FAX (636) 926-7802

TOOLBOX SAFETY MEETING

DATE: 2-12-07 Monday

JOB NO.: 07-0-015

JOB NAME: USPA - Space Consolidation

PREPARED BY: Aaron Zeller

TOPICS DISCUSSED

Slips, Trips, falls, Scaffold Safety, PPE (Personal Protective Equipment), Slips on ice and snow, Open holes in floors, Electrical Hazards (GFCIs), Emergency Evacuation Procedures.

EMPLOYEES PRESENT

(b) (6)





Midwest Asbestos Abatement Corporation

28 B PATMOS • ST. PETERS, MISSOURI 63376 • (636) 926-7800 • FAX (636) 926-7802

TOOLBOX SAFETY MEETING

DATE: 7-9-07 Monday

JOB NO.: 07-01-015

JOB NAME: USDA Spec Consolidation


PREPARED BY: Alison Zeller (b) (6)

TOPICS DISCUSSED

Slips, Trips, falls, (holes in floor, unover floor),
electrical Hazards, fire hazards, PPE (Personal
Protective Equipment), proper decontamination, and
emergency evacuation procedures

EMPLOYEES PRESENT

(b) (6)



Midwest Asbestos Abatement Corporation

28 B PATMOS • ST. PETERS, MISSOURI 63376 • (636) 926-7800 • FAX (636) 926-7802

TOOLBOX SAFETY MEETING

DATE: 7-16-07 Monday

JOB NO.: 070-015

JOB NAME: USPA Space Consolidation

PREPARED BY: Adam Jelle (b) (6)

TOPICS DISCUSSED

Slips, Trips, fall hazards, (unlevel ground, missing
sections of flooring, Electrical hazards, fire
hazards, emergency evacuation procedure,
proper decontamination and heat stress/hot work

EMPLOYEES PRESENT

(b) (6)

(b) (6)



Midwest Asbestos Abatement Corporation

28 B PATMOS • ST. PETERS, MISSOURI 63376 • (636) 926-7800 • FAX (636) 926-7802

TOOLBOX SAFETY MEETING

DATE: 7-23-07 Monday

JOB NO.: 07-0-015

JOB NAME: USPA - Space Consolidation

PREPARED BY: Aaron Zeller

TOPICS DISCUSSED

Slips, Trips, falls, Scaffold Safety, uneven floors,
proper PPE (Personal protective Equipment), emergency
evacuation procedures, fire hazards, and Electrical hazards

EMPLOYEES PRESENT

(b) (6)



