



July 18, 2022

Diane Czarnecki
Industrial Hygienist
Facilities Management Division
GSA Public Buildings Service – Heartland Region
2300 Main Street
Kansas City, MO 64108

Re: Goodfellow Federal Center – Bldg. 105E Air Sampling
Project No. 121244

Dear Ms. Czarnecki:

Thank you for the opportunity to provide the General Services Administration (GSA) with the Resource Conservation and Recovery Act (RCRA) metals air sampling investigation of the above referenced building located at the Goodfellow Federal Complex, in St. Louis, Missouri. Burns & McDonnell understands that the purpose of the investigation was to provide sampling data regarding existing conditions to supplement previous investigation reports prepared for the facility. The following report summarizes air-sample collection activities and the laboratory analytical results of the samples submitted.

METHODOLOGY

On June 13, 2022, Ashley Anstaett of Burns & McDonnell conducted area air-sampling for the presence of seven (7) of the RCRA metals including arsenic, barium, cadmium, chromium, lead, selenium, and silver. Sampling was conducted in various locations throughout Building 105E.

The sampling plan, number of samples, sample distribution, and general methodology was developed based on previous investigation methodology and in coordination with the GSA. Sample locations and samples collected from discretionary locations were determined by sampling personnel while on-site.

Air samples for RCRA metals were collected on 37-millimeter (mm) cassettes with 0.8 micrometer (μm) mixed cellulose ester (MCE) filters, using powered air sampling pumps, in accordance with the National Institute for Occupational Safety and Health (NIOSH) Method 7300. The sampling strategy included collecting a minimum sample volume of 500 liters based on the calibrated pump flow rate and sample duration. Air samples were submitted under chain-of-custody to Environmental Hazards Services, LLC (EHS) in Richmond, Virginia for independent analysis of 7 RCRA metals according to NIOSH method 7300. EHS is accredited under the American Industrial Hygiene Association (AIHA) Industrial Hygiene Laboratory Accreditation Program (IHLAP) program, identification number LAP-100420.

Diane Czarnecki
 Facilities Management Division
 July 18, 2022
 Page 2

RESULTS AND DISCUSSION

Results of the air sampling are summarized in the table below by identifying the range of results for Building 105E for each of the seven (7) metals that were sampled. Results indicate that all 5 air samples collected from Building 105E and analyzed for RCRA metals were below their respective OSHA Permissible Exposure Limit (PEL), as based on a time-weighted-average.

Table 1. Summary of Air Sampling Results

Analyte	Lowest Concentration ^(a) ($\mu\text{g}/\text{m}^3$) ^(b)	Highest Concentration ^(a) ($\mu\text{g}/\text{m}^3$) ^(b)	Permissible Exposure Limit (PEL) ($\mu\text{g}/\text{m}^3$) ^(b)
Arsenic	<0.24	<0.25	10
Barium	<0.24	<0.25	500
Cadmium	<0.048	<0.050	5
Chromium (Total)	<1.2	<1.3	500
Lead	<0.24	<0.25	1
Selenium	<1.2	<1.3	200
Silver	<0.24	<0.25	10

Notes:

- (a) Samples with a “<” sign indicate that the results were below the laboratory’s reporting limit, which varies based on sample air volume.
- (b) $\mu\text{g}/\text{m}^3$ = micrograms per cubic meter of air.

GSA may choose to compare results with guidance limits from additional organizations for risk evaluation, including but not limited to the American Conference of Governmental Industrial Hygienists (ACGIH) and/or the World Health Organization (WHO).

A summary table of all sampling results by location is included in Appendix A. The complete laboratory report for the air sampling from EHS is attached in Appendix B.

LIMITATIONS

The scope of this assessment was limited as follows. Burns & McDonnell collected samples from a select number of locations in an effort to minimize cost while providing a general overview of the air quality at the site. Sample locations do not encompass every indoor space at the site. Additionally, based on previous sampling history, samples were only analyzed for a select number of potential contaminants likely to affect the air quality at the site. Burns &



Diane Czarnecki
Facilities Management Division
July 18, 2022
Page 3

McDonnell is not responsible for potential contaminants not identified in this report. This report was prepared for the sole use of GSA.

Burns & McDonnell appreciates the opportunity to work with the GSA on this project. Please contact us if you have any questions regarding this report or if we may be of any additional service.

Sincerely,

(b) (6)

A large black rectangular redaction box covers the signature area, with the text '(b) (6)' in red to its left.

Matt Shanahan, CHMM
Project Manager

Attachments:

- Appendix A – Results Summary by Location
- Appendix B – Air Sample Laboratory Report

Information in Appendices A and B is not accessible for people using screen reader technology. If this information is required, it can be furnished upon request by contacting 816-223-6198 or r6environmental@gsa.gov.

APPENDIX A – RESULTS SUMMARY BY LOCATION

Appendix A
Results Summary by Location

Sample Number	Location	Analyte	Result	Units	Recommended Limits ¹
105E-A-01	1st floor, top of drinking fountain in lobby by breezeway	Arsenic	< 0.24	µg/m ³	10
		Barium	< 0.24	µg/m ³	500
		Cadmium	< 0.048	µg/m ³	5
		Chromium	< 1.2	µg/m ³	500
		Lead ²	< 0.24	µg/m ³	1
		Selenium	< 1.2	µg/m ³	200
		Silver	< 0.24	µg/m ³	10
105E-A-02	1st floor, top of table at warehouse entrance	Arsenic	< 0.25	µg/m ³	10
		Barium	< 0.25	µg/m ³	500
		Cadmium	< 0.050	µg/m ³	5
		Chromium	< 1.3	µg/m ³	500
		Lead ²	< 0.25	µg/m ³	1
		Selenium	< 1.3	µg/m ³	200
		Silver	< 0.25	µg/m ³	10
105E-A-03	1st floor, top of x-ray machine, warehouse	Arsenic	< 0.24	µg/m ³	10
		Barium	< 0.24	µg/m ³	500
		Cadmium	< 0.048	µg/m ³	5
		Chromium	< 1.2	µg/m ³	500
		Lead ²	< 0.24	µg/m ³	1
		Selenium	< 1.2	µg/m ³	200
		Silver	< 0.24	µg/m ³	10
105E-A-04	1st floor, table in loading dock on east wall	Arsenic	< 0.25	µg/m ³	10
		Barium	< 0.25	µg/m ³	500
		Cadmium	< 0.050	µg/m ³	5
		Chromium	< 1.3	µg/m ³	500
		Lead ²	< 0.25	µg/m ³	1
		Selenium	< 1.3	µg/m ³	200
		Silver	< 0.25	µg/m ³	10
105E-A-05	Field blank	Arsenic	< 0.15	µg	--
		Barium	< 0.15	µg	--
		Cadmium	< 0.030	µg	--
		Chromium	< 0.75	µg	--
		Lead ²	< 0.15	µg	--
		Selenium	< 0.75	µg	--
		Silver	< 0.15	µg	--

Notes:

¹Limits equal to the Occupational Safety and Health Administration (OSHA) Permissible Exposure Limits (PELs)

²Limits equal to the World Health organization (WHO) Ambient Air Limit

APPENDIX B – AIR SAMPLE LABORATORY REPORT



Environmental Hazards Services, L.L.C.
 7469 Whitepine Rd
 Richmond, VA 23237
 Telephone: 800.347.4010

Air Metals Analysis Report

Client: Burns & McDonnell Engineering
 9400 Ward Pkwy.
 Kansas City, MO 64114

Report Number: 22-06-03472
 Received Date: 06/17/2022
 Reported Date: 06/27/2022

Project/Test Address: 168765; GFC; 4300 Goodfellow Blvd

Client Number:
26-3514

Fax Number:
816-822-3494

Laboratory Results

Lab Sample Number	Client Sample Number	Analyzed Date	Analyte	Air Volume (L)	Total Metal (ug)	Concentration (ug/m ³)	Narrative ID
22-06-03472-001	105E-A-01	06/24/2022	Arsenic (As)	627	<0.15	<0.24	
			Barium (Ba)		<0.15	<0.24	
			Cadmium (Cd)		<0.030	<0.048	
			Chromium (Cr)		<0.75	<1.2	
			Lead (Pb)		<0.15	<0.24	
			Selenium (Se)		<0.75	<1.2	
			Silver (Ag)		<0.15	<0.24	
22-06-03472-002	105E-A-02	06/24/2022	Arsenic (As)	608	<0.15	<0.25	
			Barium (Ba)		<0.15	<0.25	
			Cadmium (Cd)		<0.030	<0.050	
			Chromium (Cr)		<0.75	<1.3	
			Lead (Pb)		<0.15	<0.25	
			Selenium (Se)		<0.75	<1.3	
			Silver (Ag)		<0.15	<0.25	
22-06-03472-003	105E-A-03	06/24/2022	Arsenic (As)	629	<0.15	<0.24	
			Barium (Ba)		<0.15	<0.24	
			Cadmium (Cd)		<0.030	<0.048	

Environmental Hazards Services, L.L.C

Client Number: 26-3514

Report Number: 22-06-03472

Project/Test Address: 168765; GFC; 4300 Goodfellow Blvd

Lab Sample Number	Client Sample Number	Analyzed Date	Analyte	Air Volume (L)	Total Metal (ug)	Concentration (ug/m ³)	Narrative ID
			Chromium (Cr)		<0.75	<1.2	
			Lead (Pb)		<0.15	<0.24	
			Selenium (Se)		<0.75	<1.2	
			Silver (Ag)		<0.15	<0.24	
22-06-03472-004	105E-A-04	06/24/2022	Arsenic (As)	612	<0.15	<0.25	
			Barium (Ba)		<0.15	<0.25	
			Cadmium (Cd)		<0.030	<0.050	
			Chromium (Cr)		<0.75	<1.3	
			Lead (Pb)		<0.15	<0.25	
			Selenium (Se)		<0.75	<1.3	
			Silver (Ag)		<0.15	<0.25	
22-06-03472-005	105E-A-05	06/24/2022	Arsenic (As)	0	<0.15	---	
			Barium (Ba)		<0.15	---	
			Cadmium (Cd)		<0.030	---	
			Chromium (Cr)		<0.75	---	
			Lead (Pb)		<0.15	---	
			Selenium (Se)		<0.75	---	
			Silver (Ag)		<0.15	---	

Environmental Hazards Services, L.L.C

Client Number: 26-3514

Report Number: 22-06-03472

Project/Test Address: 168765; GFC; 4300 Goodfellow Blvd

Lab Sample Number	Client Sample Number	Analyzed Date	Analyte	Air Volume (L)	Total Metal (ug)	Concentration (ug/m ³)	Narrative ID
-------------------	----------------------	---------------	---------	----------------	------------------	------------------------------------	--------------

Sample Narratives:

Method: NIOSH 7300M
Analyst: Carlos Gonzalez

(b) (6)

Reviewed By Authorized Signatory:

Tasha Eaddy
QA/QC Clerk

Sample Results denoted with a "less than" (<) sign contains less than the reporting limit for each particular metal, based on a 15mL volume. The reporting limit is 0.03ug for Cadmium, 0.15ug for Arsenic, Barium, Lead and Silver, and 0.75ug for Chromium and Selenium.

The condition of the samples analyzed was acceptable upon receipt per laboratory protocol unless otherwise noted on this report. Results represent the analysis of samples submitted by the client. Unless otherwise noted, samples are reported without a dry weight correction. Sample location, description, area, volume, etc., was provided by the client. If the report does not contain the result for a field blank, it is due to the fact that the client did not include a field blank with their samples. These sample results do not reflect blank correction. This report shall not be reproduced except in full, without the written consent of Environmental Hazards Services, L.L.C. NY ELAP #11714.

LEGEND ug = microgram ug/m³ = micrograms per cubic meter
 mL = milliliter L= Liters

ENVIRONMENTAL HAZARDS SERVICES, LLC

Metals Chain of Custody Form

Pg. 1 of 1

Company Name: Burns & McDonnell	Account #: 26-3514
Company Address: 9400 Ward Parkway	City/State/Zip: Kansas City, MO 64114
Phone: 314-302-4661	Email: eapulcher@burnsmcd.com
Project Name / Testing Address: GFC / 4300 Goodfellow Blvd	
PO Number: 168765	Collected By: A. Anstaeht
Turn-Around Time: <input checked="" type="checkbox"/> 5 DAY <input type="checkbox"/> 3 DAY <input type="checkbox"/> 2 DAY <input type="checkbox"/> 1 DAY <input type="checkbox"/> SAME DAY OR WEEKEND - Must Call Ahead	


LAB NUMBER	Client Sample ID	Collection Date & Time	METALS						PARTICULATES				AIR			WIPES AREA <small>Circle The Unit of Measurement Used cm or in</small>			
			Pb TCLP	TCLP RCRA 8	RCRA 8 Total	Toxic Metal Profile	Welding Fume Profile	TX 11 TCLP	CA 17 Total	Other Metals <small>Ag, As, Ba, Cd, Cr, Pb, Se</small>	Total Nuisance Dust	Respirable Dust	TSP Gravimetric	TSP Pb	PM-10		Total Time	Flow Rate	Vol.
																	Min.	l/min	Total Liters
	105E-A-01	06/13/22 1110													240	629	X		
	105E-A-02	1109													243	608	X		
	105E-A-03	1109													242	629	X		
	105E-A-04	1108													240	612	X		
	105E-A-05	0639													NA	NA	X		
																	X		
																	X		
																	X		
																	X		
																	X		
																	X		
																	X		
																	X		
																	X		
																	X		
																	X		
																	X		

Released By: A. Anstaeht Date: 06/13/22 Time: 1630
 Signature: (b) (6)

LAB USE ONLY - BELOW THIS LINE



Received By: [Signature]
 Signature: (b) (6)
 Date: 6/17/22 Time: 11:36 AM PM

22-06-03472



Due Date:
06/24/2022
(Friday)
EL MM-L

Portal Contact Added

 7469 WHITEPINE RD, RICHMOND, VA 23237 (800)-347-4010
 RESULTS VIA CLIENT PORTAL AVAILABLE @ www.leadlab.com