




FY24 GSA Fleet Zero Emission Vehicle Fact Sheet

Version: March 2023






Table of Contents

| | |
|--|--------------|
| Sedan Offerings..... | 1 |
| PHEV SUV Offerings..... | 2-3 |
| BEV SUV Offerings..... | 4-6 |
| Pickup Truck Offerings..... | 7 |
| Van Offerings..... | 8 |
| Medium & Heavy-Duty Truck Offerings..... | 9 |
| Heavy-Duty Low-Floor Transit Bus Offerings..... | 10-11 |
| Ambulance, Wheelchair, and Other Bus Offerings..... | 12 |
| Law Enforcement Offerings..... | 13 |
| OCONUS Offerings..... | 14-15 |
| Notes..... | 16 |





Sedan Offerings

| |  8E Nissan Leaf (BEV) |  9E Tesla Model 3 RWD (BEV) |  10E Hyundai Ioniq 6 (BEV) |
|--------------------------------|--|--|---|
| SIN, Make & Model | 8E Nissan Leaf (BEV) | 9E Tesla Model 3 RWD (BEV) | 10E Hyundai Ioniq 6 (BEV) |
| Availability | OPEN | OPEN | OPEN Qty Restriction: 2,000 |
| Acquisition Price | \$26,940 \$35,100 (XEVR) | \$49,591 \$57,241 (AWD & XEVR) | \$39,668 \$43,972 (XEVR) \$47,542 (AWD & XEVR) |
| Incremental Cost | \$5,096 | \$25,238 | \$0 |
| GSA Lease Rate | \$289/mo. & \$0.034/mi. \$404/mo. & \$0.034/mi. (XEVR) | \$281/mo. & \$0.053/mi. \$356/mo. & \$0.053/mi. (AWD & XEVR) | \$290/mo. & \$0.071/mi. \$342/mo. & \$0.071/mi. (XEVR) \$405/mo. & \$0.071/mi. (AWD & XEVR) |
| Range | 149 miles 212 miles (XEVR) | 272 miles 315 miles (AWD & XEVR) | 240 miles 361 miles (XEVR) 316 miles (AWD & XEVR) |
| Charging Time | L1: 30 hours L2: 7.5-11 hours DC Fast: <1 hour | L1: 20+ hours L2: 7.5 hours DC Fast: 20-60 minutes | L1: 22 hours L2: 5-7 hours DC Fast: 20-60 minutes |
| Contract Ship Days | 270 | 90 | 180 |
| Passengers | 5 | 4 | 5 |
| Pass. Volume (cu. ft.) | 92.4 | 91 | 103 |
| Rear Legroom (inches) | 33.5 | 33.4 | 34.7 |
| Cargo Capacity (cu ft.) | 23.6 | 23 | 11.2 |



PHEV SUV Offerings

| SIN, Make & Model |  96P Mitsubishi Outlander (PHEV) |  96P Kia Sorento (PHEV) |  98P Kia Niro EX (PHEV) |  98P Kia Niro (PHEV) |  98P Ford Escape (PHEV) |
|--------------------------------|--|---|---|--|---|
| Availability | OPEN Qty Restriction: 800 | OPEN Qty Restriction: 250 | OPEN Qty Restriction: 250 | CLOSED Opening Date TBD | OPEN Qty Restriction: 1,100 |
| Acquisition Price | \$41,942 | \$50,855 | \$35,996 | \$36,897 | \$37,388 |
| Incremental Cost | \$12,343 | \$21,169 | \$10,398 | \$11,291 | \$11,777 |
| GSA Lease Rate | \$400/mo. & \$0.139/mi. | \$400/mo. & \$0.139/mi. | \$310/mo. & \$0.108/mi. | \$310/mo. & \$0.108/mi. | \$310/mo. & \$0.108/mi. |
| Range | 24 all electric miles | 32 all electric miles | 34 all electric miles | 34 all electric miles | 37 all electric miles |
| Charging Time | L1: 8 hours L2: 4 hours DC Fast: N/A | L1: 11 hours L2: 3.4 hours DC Fast: N/A | L1: 6 hours L2: 2.8 hours DC Fast: N/A | L1: 6 hours L2: 2.8 hours DC Fast: N/A | L1: 10 hours L2: 3.3 hours DC Fast: N/A |
| Contract Ship Days | 240 | 180 | 180 | 240 | 285 |
| Passengers | 7 | 7 | 5 | 5 | 5 |
| Pass. Volume (cu. ft.) | 122.9 | 143.8 | 105.1 | 105.1 | 104 |
| Rear Legroom (inches) | 38.1 | 40.7 | 39.8 | 39.8 | 38.9 |
| Cargo Capacity (cu ft.) | 64.7 | 75.5 | 54.6 | 54.6 | 60.8 |




PHEV SUV Offerings (continued)

| SIN, Make & Model |  99P Hyundai Tucson (PHEV) |  99P Lincoln Corsair (PHEV) |  105P Jeep Grand Cherokee (PHEV) |  112P Jeep Wrangler Rubicon (PHEV) |
|---------------------------------|--|--|--|--|
| Availability | OPEN Qty Restriction: 1,500 | CLOSED | OPEN Qty Restriction: 500 | OPEN Qty Restriction: 100 |
| Acquisition Price | \$38,035 | \$52,867 | \$56,607 | \$61,762 |
| Incremental Cost | \$11,306 | \$25,992 | \$22,719 | \$9,827 |
| GSA Lease Rate | \$340/mo. & \$0.111/mi. | \$340/mo. & \$0.111/mi. | \$400/mo. & \$0.184/mi. | \$431/mo. & \$0.253/mi. |
| Range | 33 all electric miles | 27 all electric miles | 26 all electric miles | 22 all electric miles |
| Charging Time | L1: 10.6 hours L2: 1.7 hours DC Fast: N/A | L1: 10.5 hours L2: 3.5 hours DC Fast: N/A | L1: 12 hours L2: 2 hours DC Fast: N/A | L1: 12 hours L2: 2.4 hours DC Fast: N/A |
| Contract Ship Days | 330 | 180 | 90 | 90 |
| Passengers | 5 | 5 | 5 | 5 |
| Pass. Volume (cu. ft.) | 105.9 | 98.5 | 145 | 103 |
| Rear Legroom (inches) | 39.5 | 36.7 | 38.2 | 38.2 |
| Cargo Capacity (cu. ft.) | 66.3 | 56.2 | 70.8 | 67.4 |






BEV SUV Offerings

| |  |  |  |  |
|--------------------------------|--|--|--|--|
| SIN, Make & Model | 91E & 96E Ford Mach-E (BEV) | 91E & 96E Kia EV6 (BEV) | 91E & 96E Nissan Ariya (BEV) | 91E & 96E Tesla Model Y (BEV) |
| Availability | OPEN Qty Restriction: 1,000 each | OPEN Qty Restriction: 500 each | OPEN Qty Restriction: 150 (91E) | OPEN |
| Acquisition Price | 91E: \$42,302 / \$53,298 (XEVR) 96E: \$45,084 / \$56,222 (XEVR) | 91E: \$45,398 96E: \$55,325 | 91E: \$38,556 / \$42,636 (XEVR) 96E: \$41,371 / \$45,451 (XEVR) | 91E: \$51,166 96E: \$57,949 / \$60,754 (XEVR) |
| Incremental Cost | 91E: \$13,420 96E: \$15,454 | 91E: \$16,485 96E: \$25,594 | 91E: \$9,710 96E: \$11,778 | 91E: \$22,197 96E: \$28,193 |
| GSA Lease Rate | 91E: \$325/mo. & \$0.087/mi. \$469/mo. & \$0.097/mi. (XEVR) 96E: \$325/mo. & \$0.179/mi. \$469/mo. & \$0.189/mi. (XEVR) | 91E: \$325/mo. & \$0.087/mi. 96E: \$325/mo. & \$0.179/mi. | 91E: \$325/mo. & \$0.087/mi. \$377/mo. & \$0.087/mi. (XEVR) 96E: \$325/mo. & \$0.179/mi. \$377/mo. & \$0.179/mi. (XEVR) | 91E: \$325/mo. & \$0.087/mi. 96E: \$325/mo. & \$0.179/mi. \$365/mo. & \$0.179/mi. (XEVR) |
| Range (miles) | 91E: 247 mi. / 310 mi. (XEVR) 96E: 224 mi. / 312 mi. (XEVR) | 91E: 232 miles 96E: 282 miles | 91E: 216 mi. / 304 mi. (XEVR) 96E: 205 mi. / 272 mi. (XEVR) | 91E: 244 miles 96E: 279 miles / 330 miles (XEVR) |
| Charging Time | L1: 95+ hours L2: 8-10 hours DC Fast: 45 mins. | L1: 51+ hours L2: 8 hours DC Fast: 20-60 mins. | L1: 44.5 hours L2: 10-14 hours DC Fast: 35-85 mins. | L1: 25 hours L2: 8 hours DC Fast: 20-60 mins. |
| Contract Ship Days | 240 | 180 | 90 | 90 |
| Passengers | 5 | 5 | 5 | 5 |
| Pass. Volume (cu. ft.) | 101.1 | 103 | 101.2 | 106 |
| Rear Legroom (in.) | 38.1 | 39 | 37 | 40.5 |
| Cargo Capacity (cu ft.) | 59.7 | 50.2 | 59.7 | 30.2 |




BEV SUV Offerings (continued)

| SIN, Make & Model |  96E Subaru Solterra (BEV) |  98E Kia Niro (BEV) |  98E Hyundai Kona (BEV) |
|--------------------------------|---|--|--|
| Availability | OPEN Qty Restriction: 500 | OPEN Qty Restriction: 300 | OPEN Qty Restriction: 240 |
| Acquisition Price | \$47,207 | \$40,749 | \$37,161 |
| Incremental Cost | \$17,556 | \$15,105 | \$11,551 |
| GSA Lease Rate | \$325/mo. & \$0.179/mi. | \$255/mo. & \$0.076/mi. | \$255/mo. & \$0.076/mi. |
| Range (miles) | 228 miles | 253 miles | 258 miles |
| Charging Time | L1: 50 hours L2: 11 hours DC Fast: 30-60 mins. | L1: 60 hours L2: 9 hours DC Fast: 45 mins. | L1: 50 hours L2: 9.5 hours DC Fast: 1 hour |
| Contract Ship Days | 180 | 270 | 300 |
| Passengers | 5 | 5 | 5 |
| Pass. Volume (cu. ft.) | 95.7 | 99.7 | 94.1 |
| Rear Legroom (in.) | 35.3 | 36.9 | 33.4 |
| Cargo Capacity (cu ft.) | 30 | 63.7 | 45.8 |






BEV SUV Offerings (continued)

| SIN, Make & Model |  100E & 105E Volkswagen ID.4 (BEV) |  100E & 105E Hyundai Ioniq 5 (BEV) |  105E Chevrolet Blazer EV (BEV) |  105G Chevrolet Blazer SSV (BEV) |  105L Chevrolet Blazer PPV (BEV) |
|-------------------------|--|---|---|--|--|
| Availability | OPEN | OPEN Qty Restriction: 1000 (105E) | OPEN | OPEN | OPEN |
| Acquisition Price | 100E: \$42,490 105E: \$50,870 | 100E: \$40,785 105E: \$48,848 | \$50,685 | \$57,823 | \$58,218 |
| Incremental Cost | 100E: \$6,735 105E: \$17,039 | 100E: \$5,046 105E: \$15,036 | \$16,855 | \$5,970 | \$18,446 |
| GSA Lease Rate | 100E: \$395/mo. & \$0.097/mi. 105E: \$308/mo. & \$0.091/mi. | 100E: \$395/mo. & \$0.097/mi. 105E: \$308/mo. & \$0.091/mi. | \$308/mo. & \$0.091/mi. | \$585/mo. & \$0.193/mi. | \$555/mo. & \$0.201/mi. |
| Range (miles) | 100E: 275 miles 105E: 255 miles | 100E: 220 miles 105E: 260 miles | 279 miles | 279 miles | 279 miles |
| Charging Time | L1: 50 hours L2: 7.5-11.5 hours DC: 30-36 mins | L1: 50+ hours L2: 7 hours DC Fast: 18-30 mins. | L1: 55 hours L2: 8 hours DC: 1 hour | L1: 55 hours L2: 8 hours DC: 1 hour | L1: 55 hours L2: 8 hours DC: 1 hour |
| Contract Ship Days | 120 | 180 | 270 | 270 | 270 |
| Passengers | 5 | 5 | 5 | 5 | 5 |
| Pass. Volume (cu. ft.) | 99.9 | 106.5 | TBD | TBD | TBD |
| Rear Legroom (in.) | 37.6 | 39.4 | 38.9 | 38.9 | 38.9 |
| Cargo Capacity (cu ft.) | 64.2 | 59.3 | 59.1 | 59.1 | 59.1 |

Pickup Truck Offerings

| |  |  |  |
|-------------------------|---|--|---|
| SIN, Make & Model | 55E Ford F150 Lightning (BEV) | 56E Ford Lightning SSV (BEV) | 57E Chevrolet Silverado (BEV) |
| Availability | OPEN Qty Restriction: 2,000 | OPEN Qty Restriction: 2,000 NOT PURSUIT RATED NO CENTER CONSOLE | OPEN |
| Acquisition Price | \$48,623 \$55,763 (XEVR) | \$49,995 | \$76,398 \$81,498 (XEVR) |
| Incremental Cost | \$4,907 | \$6,265 | \$27,105 |
| GSA Lease Rate | \$213/mo. & \$0.100/mi. \$288/mo. & \$0.100/mi. (XEVR) | \$339/mo. & \$0.140/mi. | \$261/mo. & \$0.142/mi. \$313/mo. & \$0.142/mi. (XEVR) |
| Range | 240 miles 320 miles (XEVR) | 240 miles | 393 miles 450 miles (XEVR) |
| Charging Time | L1: 72+ hours L2: 10-14 hours DC Fast: 41-122 min. | L1: 72+ hours L2: 10-14 hours DC Fast: 41-122 min. | L1: 90+ hours L2: 15+ hours DC Fast: 40-60 min. |
| Contract Ship Days | 180 | 180 | 450 |
| Passengers | 5 | 5 | 5 |
| Pass. Volume (cu. ft.) | - | - | - |
| Rear Legroom (inches) | 43.6 | 43.6 | 44.3 |
| Cargo Capacity (cu ft.) | 5.5 ft. bed 52.8 cu. ft. cargo box 14.1 cu. ft. in trunk | 5.5 ft. bed 52.8 cu. ft. cargo box 14.1 cu. ft. in trunk | 5.9 ft. bed 10.7 cu. ft. in trunk |

Van Offerings

| SIN, Make & Model |  20P Chrysler Pacifica (PHEV) |  22E Ford E-Transit (BEV) |  34E Ford E-Transit (BEV) |  95E & 162E Ford E-Transit (BEV) |  162E Mercedes-Benz eSprinter (BEV) |
|---------------------------------|---|---|---|--|---|
| Availability | OPEN Qty Restriction: 5,000 | OPEN | OPEN Qty Restriction: 1,000 | OPEN | OPEN |
| Acquisition Price | \$51,444 | \$93,626 | \$49,988 | 95E: \$77,539 162E: \$63,650 | \$86,020 |
| Incremental Cost | \$9,797 | \$42,687 | \$3,660 | 95E: \$18,324 162E: \$13,519 | \$35,669 |
| GSA Lease Rate | \$363/mo. & \$0.140/mi. | TBD | \$201/mo. & \$0.130/mi. | 95E: \$280/mo. & \$0.160/mi. 162E: \$241/mo. & \$0.320/mi. | \$241/mo. & \$0.320/mi. |
| Range | 32 all electric miles | 126 miles | 126 miles | 126 miles | 249 miles |
| Charging Time | L1: 12 hours L2: 2 hours DC Fast: N/A | L1: 32 hours L2: 8-12 hours DC Fast: 2-3 hours | L1: 32 hours L2: 8-12 hours DC Fast: 2-3 hours | L1: 32 hours L2: 8-12 hours DC Fast: 2-3 hours | L1: 50+ hours L2: 12.5 hours DC Fast: 1-2 hours |
| Contract Ship Days | 120 | 365 | 180 | 275 | 240 |
| Passengers | 7 | 12 | 2 | 2 | 2 |
| Pass. Volume (cu. ft.) | 165 | TBD | - | - | - |
| Rear Legroom (inches) | 39 | TBD | N/A | N/A | N/A |
| Cargo Capacity (cu. ft.) | 140.5 | TBD | 246.7 | 246.7 | 488 |

Most HD vehicles require Level 3/DC Fast charging. Please review the owner's manual or work with onsite experts or GSA to confirm the minimum level of charging required.

Medium & Heavy-Duty Truck Offerings



Class 6 Delivery Van
Global Enterprise (BEV)
Price: \$467,142
Incremental Cost: N/A
Range: 105 miles
Availability: [GSA MAS](#)



Class 4/6 Stake Bed/Box
Global Enterprise (BEV)
Price: \$350,357- \$451,571
Incremental Cost: N/A
Range: 105 miles
Availability: [GSA MAS](#)



SIN 494E Step Van
Freightliner MT50e (BEV)
Price: \$266,537
Incremental Cost: \$0
Range: 170 miles
Availability: **OPEN**



SINs 524E & 624E Tractor
Volvo VNRE 300 (BEV)
Price: \$470,588-\$488,750
Incremental Cost: \$336,815-\$340,378
Range: 110-150 miles
Availability: **OPEN**



SINs 524E & 624E Tractor
Freightliner eCascadia (BEV)
Price: \$438,317-\$507,138
Incremental Cost: \$304,860-\$358,585
Range: 155-220 miles
Availability: **OPEN**



SIN 624E Tractor
Kenworth T6E (BEV)
Price: \$529,959
Incremental Cost: \$381,183
Range: 150 miles
Availability: **CLOSED**



SIN 533E Stake/Flatbed
Volvo VNRE 300 (BEV)
Price: \$481,193
Incremental Cost: \$385,027
Range: 150 miles
Availability: **OPEN**



SINs 531E, 533E, 571E, & 573E
Stake/Flatbed & Dry Van
Freightliner eM2 (BEV)
Price: \$294,688-\$351,207
Incremental Cost: \$197,154-\$249,280
Range: 165-210 miles
Availability: **OPEN**



SIN 531E, 533E, 571E, & 573E
Stake/Flatbed & Dry Van
International eMV (BEV)
Price: \$307,377-\$320,872
Incremental Cost: \$208,031-\$216,097
Range: 135-200 miles
Availability: **OPEN**



SINs 531W, 571W, 533W, & 573W
Stake/Flatbed & Dry Van
Kenworth K2E/K3E (BEV)
Price: \$323,969-\$482,211
Incremental Cost: \$204,100-\$212,860
Range: 100-200 miles
Availability: **CLOSED**

Most HD vehicles require Level 3/DC Fast charging. Please review the owner's manual or work with onsite experts or GSA to confirm the minimum level of charging required.

Heavy-Duty Low-Floor Transit Bus Offerings



SIN 377D
34 Pass. 40 Ft.
Proterra ZX5+ (BEV)
Price: \$1,042,548
Incremental Cost: \$535,065
Range: 240 miles
Availability: **OPEN**



SINs 377D & 377H
34 Pass. 40 Ft.
AT&B AXESS (BEV)
Price: \$1,045,326-\$1,091,408
Incremental Cost:
\$537,815-\$583,446
Range: 170-198 miles
Availability: **CLOSED**



SINs 377D & 377H
34 Pass. 40 Ft.
Gillig Low Floor Electric (BEV)
Price: \$912,698
Incremental Cost: \$406,488
Range: 234 miles
Availability: **OPEN**



SINs 377D & 377H
34 Pass. 40 Ft.
BYD K9M (BEV)
Price: \$894,707-\$925,307
Incremental Cost:
\$388,673-\$418,973
Range: 165-208 miles
Availability: **OPEN**



SINs 377D & 377H
34 Pass. 40 Ft.
New Flyer XBE40 (BEV)
Price: \$1,027,846
Incremental Cost:
\$520,506
Range: 213-251 miles
Availability: **OPEN**



SINs 377E & 377I
46 Pass. 60 Ft.
New Flyer XBE60 (BEV)
Price: \$1,517,385
Incremental Cost:
\$1,005,247
Range: 153 miles
Availability: **OPEN**



SINs 377E & 377I
46 Pass. 60 Ft.
BYD K11M (BEV)
Price: \$1,368,301
Incremental Cost: \$857,624
Range: 193 miles
Availability: **OPEN**



SIN 377F
34 Pass. 40 Ft.
AT&B AXESS (FCEV)
Price: \$1,317,391
Incremental Cost: \$807,213
Range: 400 miles
Availability: **CLOSED**



SIN 377F
34 Pass. 40 Ft.
New Flyer XFC40 (FCEV)
Price: \$1,271,070
Incremental Cost: \$761,346
Range: 240 miles
Availability: **OPEN**



SIN 377G
46 Pass. 60 Ft.
New Flyer XFC60 (FCEV)
Price: \$1,742,200
Incremental Cost: \$1,227,858
Range: 240 miles
Availability: **OPEN**

Most HD vehicles require Level 3/DC Fast charging. Please review the owner's manual or work with onsite experts or GSA to confirm the minimum level of charging required.

Heavy-Duty Low-Floor Transit Bus Offerings (continued)



SIN 377K
 22 Pass. 30 Ft.
 BYD K7M (BEV)
 Price: \$886,278
 Incremental Cost: \$380,327
 Range: 158 miles
 Availability: **OPEN**



SIN 377K
 22 Pass. 30 Ft.
 AT&B AXESS (BEV)
 Price: \$1,116,524
 Incremental Cost: \$608,315
 Range: 170 miles
 Availability: **CLOSED**



SIN 377L
 28 Pass. 35 Ft.
 AT&B AXESS (BEV)
 Price: \$1,125,203
 Incremental Cost: \$616,909
 Range: 170 miles
 Availability: **CLOSED**



SIN 377L
 28 Pass. 35 Ft.
 Proterra ZX5+ (BEV)
 Price: \$1,178,470
 Incremental Cost: \$669,654
 Range: 240 miles
 Availability: **OPEN**



SIN 377L
 28 Pass. 35 Ft.
 BYD K8M (BEV)
 Price: \$906,678
 Incremental Cost: \$400,527
 Range: 170 miles
 Availability: **OPEN**



SIN 377L
 28 Pass. 35 Ft.
 New Flyer XBE35 (BEV)
 Price: \$1,123,063
 Incremental Cost: \$614,790
 Range: 220 miles
 Availability: **OPEN**

Most HD vehicles require Level 3/DC Fast charging. Please review the owner's manual or work with onsite experts or GSA to confirm the minimum level of charging required.

Ambulance, Wheelchair, and Other Bus Offerings



SIN 212E Ambulance
EL 264 Transit EV (BEV)
Price: \$287,609
Incremental Cost: \$156,206
Range: 126 miles
Availability: **OPEN**



SIN 281E Wheelchair Van
Ford E-Transit (BEV)
Price: \$103,020
Incremental Cost: \$25,356
Range: 126 miles
Availability: **OPEN**



SINs 320E & 322E
42 & 66 Pass.
Type C School Bus
IC Bus PB10E (BEV)
Price: \$416,160-\$420,240
Incremental Cost: \$279,228-\$269,056
Range: 120 miles
Availability: **OPEN**



SIN 321E & 323E
40 & 36 Pass.
Type C Work Bus
Blue Bird Vision (BEV)
Price: \$416,953-\$421,367
Incremental Cost: \$260,443-\$262,172
Range: 100 miles
Availability: **OPEN**



SIN 322E
66 Pass.
Type C School Bus
Blue Bird Vision 3011 (BEV)
Price: \$414,280
Incremental Cost: \$263,154
Range: 100 miles
Availability: **OPEN**



SIN 338E
44 Pass.
Type D Work Bus
Blue Bird All American (BEV)
Price: \$438,624
Incremental Cost: \$229,643
Range: 100 miles
Availability: **OPEN**



SIN 339E
78 Pass.
Type D School Bus
Blue Bird All American (BEV)
Price: \$433,943
Incremental Cost: \$231,803
Range: 100 miles
Availability: **OPEN**



SIN 397E
56 Pass. HD Coach Bus
MCI J4500e (BEV)
Price: \$1,297,466
Incremental Cost: \$612,557
Range: 230 miles
Availability: **OPEN**



SIN 398E
54 Pass. Low-Entry HD
Coach Bus
MCI D45CRTe LE (BEV)
Price: \$1,472,288
Incremental Cost: \$728,503
Range: 170 miles
Availability: **OPEN**



SIN 321E & 332E
40 & 44 Pass.
Type C Work Bus
Lion Bus 100C/D (BEV)
Price: \$503,781-\$504,929
Incremental Cost: \$343,778-\$344,914
Range: 100 miles
Availability: **CLOSED**

Law Enforcement Offerings



20P Chrysler Pacifica (PHEV)
 Unmarked EV ([LU10 Option](#))
 Acquisition Price: \$59,108
 Lease Rate: \$478/mo. & \$0.140/mi.
 Incremental Cost: \$9,797
 Availability: **OPEN**



10E Hyundai Ioniq 6 (BEV)
 Unmarked EV ([LU10 Option](#))
 Acquisition Price: \$58,419
 Lease Rate: \$509/mo. & \$0.086/mi.
 Incremental Cost: \$0
 Availability: **OPEN**



96E Ford Mustang Mach-E (BEV)
 Unmarked EV ([LU10 Option](#))
 Acquisition Price: \$75,009
 Lease Rate: \$699/mo. & \$0.204/mi.
 Incremental Cost: \$15,454
 *Upgrades to GT Trim
[Upfitting Bulletin](#)
 Availability: **OPEN**



105G Chevrolet Blazer SSV (BEV)
 No LE upfit package available
 Acquisition Price: \$57,822
 Lease Rate: \$585/mo. & \$0.193/mi.
 Incremental Cost: \$5,970
 Availability: **OPEN**



105E Hyundai Ioniq 5 (BEV)
 Unmarked EV ([LU10 Option](#))
 Acquisition Price: \$67,895
 Lease Rate: \$527/mo. & \$0.106/mi.
 Incremental Cost: \$15,036
 Availability: **OPEN**



55E Ford F-150 Lightning (BEV)
 Unmarked EV ([LU10 Option](#))
 Acquisition Price: \$62,410
 Lease Rate: \$357/mo. & \$0.110/mi.
 Incremental Cost: \$4,907
 Availability: **OPEN**



56E Ford F-150 Lightning SSV (BEV)
 Unmarked EV ([LU10 Option](#))
 Acquisition Price: \$63,334
 Lease Rate: \$483/mo. & \$0.150/mi.
 Incremental Cost: \$6,265
 Availability: **OPEN**



105L Chevrolet Blazer PPV (BEV)
 No LE upfit package available
 Acquisition Price: \$58,218
 Lease Rate: \$555/mo. & \$0.201/mi.
 Incremental Cost: \$18,446
 Availability: **OPEN**

OCONUS Offerings

For customers leasing ZEVs in OCONUS regions, these vehicles do not have an incremental cost and are instead charged a higher lease rate.



SIN 7Y Renault Zoe (BEV)
Acquisition Price: \$40,749
Lease Rate: TBD
Delivery Availability: Europe
Range: 148 miles
Availability: **OPEN**



SIN 8Y Opel Corsa (BEV)
Acquisition Price: \$45,394
Lease Rate: \$730/mo. &
\$0.031/mi.
Delivery Availability: Europe
Range: 222 miles
Availability: **OPEN**



SIN 8Y Nissan Leaf (BEV)
Acquisition Price: \$44,370
Lease Rate: \$730/mo. &
\$0.031/mi.
Delivery Availability: Europe
Range: 149 miles
Availability: **OPEN**



SIN 8J Nissan Leaf (BEV)
Acquisition Price: \$41,820
Lease Rate: TBD
Delivery Availability: Japan
Range: 149 miles
Availability: **OPEN**



SIN 20Y Fiat E-Doblo (BEV)
Acquisition Price: \$56,745
Lease Rate: TBD
Delivery Availability: Europe
Range: 205 miles
Availability: **OPEN**



SIN 21Y Toyota Proace (BEV)
Acquisition Price: \$68,109
Lease Rate: \$748/mo. &
\$0.131/mi.
Delivery Availability: Europe
Range: 142 miles
Availability: **OPEN**



SIN 30Y Renault Kangoo ZE (BEV)
Acquisition Price: \$44,578
Lease Rate: \$480/mo. &
\$0.080/mi.
Delivery Availability: Europe
Range: 143 miles
Availability: **OPEN**



SIN 30Y Fiat E-Scudo (BEV)
Acquisition Price: \$46,820
Lease Rate: \$480/mo. &
\$0.080/mi.
Delivery Availability: Europe
Range: 217 miles
Availability: **OPEN**



SIN 32Y Toyota Proace (BEV)
Acquisition Price: \$42,465
Lease Rate: TBD
Delivery Availability: Europe
Range: 142 miles
Availability: **OPEN**

OCONUS Offerings (continued)

For customers leasing ZEVs in OCONUS regions, these vehicles do not have an incremental cost and are instead charged a higher lease rate.



SIN 98Z Jeep Renegade (PHEV)
 Acquisition Price: \$47,241
 Lease Rate: TBD
 Delivery Availability: Europe
 Range: 26 all electric miles
 Availability: **OPEN**



SIN 96Y Jeep Avenger (BEV)
 Acquisition Price: \$45,436
 Lease Rate: \$830/mo. & \$0.099/mi.
 Delivery Availability: Europe
 Range: 248 miles
 Availability: **OPEN**



SIN 96Y Nissan Ariya (BEV)
 Acquisition Price: \$58,582
 Lease Rate: \$830/mo. & \$0.099/mi.
 Delivery Availability: Europe
 Range: 205 miles
 Availability: **OPEN**



SIN 96J Nissan Ariya (BEV)
 Acquisition Price: \$69,360
 Lease Rate: TBD
 Delivery Availability: Japan
 Range: 205 miles
 Availability: **OPEN**



SIN 99Y Toyota RAV4 (PHEV)
 Acquisition Price: \$58,534
 Lease Rate: TBD
 Delivery Availability: Europe
 Range: 42 all electric miles
 Availability: **OPEN**



SIN 99Y Jeep Compass (PHEV)
 Acquisition Price: \$52,161
 Lease Rate: TBD
 Delivery Availability: Europe
 Range: 30 all electric miles
 Availability: **OPEN**



SIN 105Y Jeep Grand Cherokee (PHEV)
 Acquisition Price: \$86,395
 Lease Rate: TBD
 Delivery Availability: Europe
 Range: 26 all electric miles
 Availability: **OPEN**



SIN 112Y Jeep Wrangler (PHEV)
 Acquisition Price: \$86,712
 Lease Rate: TBD
 Delivery Availability: Europe
 Range: 22 all electric miles
 Availability: **OPEN**

Notes

1. Code “XEVR” indicates a battery electric vehicle with an extended range battery option. Code “AWD” indicates a sedan with an all-wheel drive option.
2. Total cargo capacity includes total cargo space behind back row rear seats and seats folded down.
3. All vehicles come with, at a minimum, a Level 1 (120V) charging cord capable of plugging into 3 prong electrical wall outlets. Some models include a Level 2 (240V) charging cord or wall station (installation required).
4. All vehicles are capable of Level 2 (240V) charging. Only battery electric vehicles (BEVs) are capable of DC Fast charging.
5. All vehicles (except Tesla models) come with a J1772 connector for Level 1 and Level 2 charging. For Tesla models, a J1772 adapter comes standard for charging at non-Tesla Level 2 stations. All battery electric vehicles (BEVs) (except Tesla models and the Nissan Leaf) come standard with a CCS connector for DC Fast charging. For Tesla models, a CCS Adapter comes standard for charging at non-Tesla DC Fast stations. The Nissan Leaf comes standard with a CHAdeMO connector for DC Fast charging.
6. The base Mach-E (non-GT trim) and most other ZEVs cannot support additional loads beyond the vehicle's standard equipment (upfitting). GSA does not recommend adding any aftermarket equipment to ZEVs to avoid overloading the vehicles or voiding manufacturer warranties.
7. The following is included in the unmarked EV LU10 package: Emergency lighting system with siren and PA siren speaker, front, side and rear lights, programmable console siren/light controller, hand-held controller/microphone, PA volume adjust; a radio prep package with prewire for portable radio charger (30” coil under passenger seat) 10A B+ SW, powered through Core controller (no fixed high power radio wiring or cables are furnished); cargo lock box under the rear bench seat; front and rear seat covers and floor liners; at least one 12VDC branch power circuit. Conspicuity markings to include: Red/White DOT/FMSS308 reflective conspicuity tape on inside door edges. Content may vary and is subject to change.
8. The SIN 56E vehicle is a battery electric Special Service Vehicle (SSV) pickup truck. It is NOT PURSUIT RATED, and there are limited upfit capabilities. The front seating arrangement is for two (2) passengers, with no center console. The rear seating arrangement is for three (3) passengers. Refer to Ford's Police Modifier Bulletin P-034R1 for specifications and warnings.