

FY24 GSA Fleet Zero Emission Vehicle Fact Sheet

Version: June 2024

Table of Contents

Sedan Offerings..... 1

PHEV SUV Offerings..... 2-3

BEV SUV Offerings..... 4-6

Pickup Truck & Passenger Van Offerings.....7

Cargo Van Offerings.....8

Medium & Heavy-Duty Truck Offerings.....9

Heavy-Duty Low-Floor Transit Bus Offerings.....10-11

Ambulance, Wheelchair, and Motorcoach Offerings..... 12





School & Work Bus Offerings.....13

Law Enforcement Offerings.....14






OCONUS Offerings.....15-16

Notes..... 17





Sedan Offerings

SIN, Make & Model	 8E Nissan Leaf (BEV)	 9E Tesla Model 3 (BEV)	 10E Hyundai Ioniq 6 (BEV)	 10E Tesla Model S (BEV)
Availability	OPEN	OPEN	OPEN	CLOSED
Acquisition Price	\$27,715 \$35,875 (XEVR)	\$49,591	\$37,698 \$42,747 (XEVR) \$46,700 (AWD & XEVR)	\$86,798
Incremental Cost	\$5,236	\$26,112	\$0	\$35,490
GSA Lease Rate	\$289/mo. & \$0.034/mi. \$404/mo. & \$0.034/mi. (XEVR)	\$281/mo. & \$0.053/mi.	\$290/mo. & \$0.071/mi. \$342/mo. & \$0.071/mi. (XEVR) \$405/mo. & \$0.071/mi. (AWD & XEVR)	\$290/mo. & \$0.071/mi.
Range	149 miles 212 miles (XEVR)	272 miles	240 miles 361 miles (XEVR) 316 miles (AWD & XEVR)	402 miles
Charging Time	L1: 30 hours L2: 7.5-11 hours DC Fast: <1 hour	L1: 20+ hours L2: 7.5 hours DC Fast: 20-60 minutes	L1: 22 hours L2: 5-7 hours DC Fast: 20-60 minutes	L1: 33 hours L2: 15 hours DC Fast: 45 minutes
Contract Ship Days	270	90	180	90
Passengers	5	4	5	5
Pass. Volume (cu. ft.)	92.4	91	103	94
Rear Legroom (inches)	33.5	33.4	34.7	35.5
Cargo Capacity (cu ft.)	23.6	23	11.2	25






PHEV SUV Offerings

					
SIN, Make & Model	96P Mitsubishi Outlander (PHEV)	96P Kia Sorento (PHEV)	98P Kia Niro EX (PHEV)	98P Kia Niro (PHEV)	98P Ford Escape (PHEV)
Availability	OPEN	CLOSED	CLOSED	CLOSED	CLOSED
Acquisition Price	\$42,192	\$50,855	\$35,996	\$36,897	\$37,388
Incremental Cost	\$15,222	\$23,800	\$10,398	\$11,291	\$10,358
GSA Lease Rate	\$400/mo. & \$0.139/mi.	\$400/mo. & \$0.139/mi.	\$310/mo. & \$0.108/mi.	\$310/mo. & \$0.108/mi.	\$310/mo. & \$0.108/mi.
Range	38 all electric miles	32 all electric miles	34 all electric miles	34 all electric miles	37 all electric miles
Charging Time	L1: 8 hours L2: 4 hours DC Fast: N/A	L1: 11 hours L2: 3.4 hours DC Fast: N/A	L1: 6 hours L2: 2.8 hours DC Fast: N/A	L1: 6 hours L2: 2.8 hours DC Fast: N/A	L1: 10 hours L2: 3.3 hours DC Fast: N/A
Contract Ship Days	240	180	180	240	285
Passengers	7	7	5	5	5
Pass. Volume (cu. ft.)	122.9	143.8	105.1	105.1	104
Rear Legroom (inches)	38.1	40.7	39.8	39.8	38.9
Cargo Capacity (cu ft.)	64.7	75.5	54.6	54.6	60.8




PHEV SUV Offerings (continued)

SIN, Make & Model	 99P Hyundai Tucson (PHEV)	 99P Lincoln Corsair (PHEV)	 105P Jeep Grand Cherokee (PHEV)	 112P Jeep Wrangler Rubicon (PHEV)
Availability	OPEN	CLOSED	OPEN	OPEN
Acquisition Price	\$38,035	\$52,867	\$56,607	\$61,762
Incremental Cost	\$9,875	\$25,992	\$22,719	\$9,827
GSA Lease Rate	\$340/mo. & \$0.111/mi.	\$340/mo. & \$0.111/mi.	\$400/mo. & \$0.184/mi.	\$431/mo. & \$0.253/mi.
Range	33 all electric miles	27 all electric miles	26 all electric miles	22 all electric miles
Charging Time	L1: 10.6 hours L2: 1.7 hours DC Fast: N/A	L1: 10.5 hours L2: 3.5 hours DC Fast: N/A	L1: 12 hours L2: 2 hours DC Fast: N/A	L1: 12 hours L2: 2.4 hours DC Fast: N/A
Contract Ship Days	330	180	90	90
Passengers	5	5	5	5
Pass. Volume (cu. ft.)	105.9	98.5	145	103
Rear Legroom (inches)	39.5	36.7	38.2	38.2
Cargo Capacity (cu. ft.)	66.3	56.2	70.8	67.4





BEV SUV Offerings

SIN, Make & Model	 91E & 96E Ford Mach-E (BEV)	 91E & 96E Kia EV6 (BEV)	 91E & 96E Nissan Ariya (BEV)	 91E & 96E Tesla Model Y (BEV)	 98E & 99E Chevrolet Equinox (BEV)
Availability	OPEN	CLOSED	OPEN	OPEN	OPEN
Acquisition Price	91E: \$35,162 / \$45,468 (XEVR) 96E: \$37,944 / \$44,311 (XEVR)	91E: \$45,398 96E: \$55,325	91E: \$41,560 / \$45,640 (XEVR) 96E: \$45,629 / \$49,709 (XEVR)	91E: \$51,166 96E: \$57,949	98E: \$41,655 99E: \$44,410
Incremental Cost	91E: \$5,533 96E: \$11,015	91E: \$15,668 96E: \$28,225	91E: \$11,868 96E: \$18,624	91E: \$21,380 96E: \$30,824	98E: \$14,582 99E: \$16,187
GSA Lease Rate	91E: \$325/mo. & \$0.087/mi. \$440/mo. & \$0.087/mi. (XEVR) 96E: \$325/mo. & \$0.179/mi. \$400/mo. & \$0.179/mi. (XEVR)	91E: \$325/mo. & \$0.087/mi. 96E: \$325/mo. & \$0.179/mi.	91E: \$325/mo. & \$0.087/mi. \$377/mo. & \$0.087/mi. (XEVR) 96E: \$325/mo. & \$0.179/mi. \$377/mo. & \$0.179/mi. (XEVR)	91E: \$325/mo. & \$0.087/mi. 96E: \$325/mo. & \$0.179/mi.	98E: \$255/mo. & \$0.076/mi. 99E: TBD
Range (miles)	91E: 250 mi. / 320 mi. (XEVR) 96E: 230 mi. / 300 mi. (XEVR)	91E: 232 miles 96E: 282 miles	91E: 216 mi. / 304 mi. (XEVR) 96E: 205 mi. / 272 mi. (XEVR)	91E: 244 miles 96E: 279 miles	98E: 319 miles 99E: 285 miles
Charging Time	L1: 95+ hours L2: 8-10 hours DC Fast: 45 mins.	L1: 51+ hours L2: 8 hours DC Fast: 20-60 mins.	L1: 44.5 hours L2: 10-14 hours DC Fast: 35-85 mins.	L1: 25 hours L2: 8 hours DC Fast: 20-60 mins.	L1: 24 hours L2: 7.5 hours DC Fast: 45 mins.
Contract Ship Days	240	180	90	90	360
Passengers	5	5	5	5	5
Pass. Volume (cu. ft.)	101.1	103	101.2	106	102
Rear Legroom (in.)	38.1	39	37	40.5	38
Cargo Capacity (cu ft.)	59.7	50.2	59.7	30.2	26.4






BEV SUV Offerings (continued)

SIN, Make & Model	 96E Subaru Solterra (BEV)	 98E Kia Niro (BEV)	 98E Hyundai Kona (BEV)	 100E & 105E Volkswagen ID.4 (BEV)	 100E & 105E Hyundai Ioniq 5 (BEV)
Availability	OPEN	CLOSED	OPEN	OPEN	OPEN
Acquisition Price	\$47,207	\$40,749	\$34,235	100E: \$42,490 105E: \$50,870	100E: \$40,785 / \$44,916 (XEVR) 105E: \$48,848
Incremental Cost	\$20,187	\$13,686	\$7,236	100E: \$9,371 105E: \$17,039	100E: \$7,682 105E: \$15,036
GSA Lease Rate	\$325/mo. & \$0.179/mi.	\$255/mo. & \$0.076/mi.	\$255/mo. & \$0.076/mi.	100E: \$395/mo. & \$0.097/mi. 105E: \$308/mo. & \$0.091/mi.	100E: \$395/mo. & \$0.097/mi. / \$447/mo. & \$0.097/mi (XEVR) 105E: \$308/mo. & \$0.091/mi.
Range (miles)	227 miles	253 miles	261 miles	100E: 291 miles 105E: 263 miles	100E: 220 miles / 303 miles (XEVR) 105E: 260 miles
Charging Time	L1: 50 hours L2: 11 hours DC Fast: 30-60 mins.	L1: 60 hours L2: 9 hours DC Fast: 45 mins.	L1: 50 hours L2: 9.5 hours DC Fast: 1 hour	L1: 50 hours L2: 7.5-11.5 hours DC: 30-36 mins	L1: 50+ hours L2: 7 hours DC Fast: 18-30 mins.
Contract Ship Days	180	270	300	120	180
Passengers	5	5	5	5	5
Pass. Volume (cu. ft.)	95.7	99.7	94.1	99.9	106.5
Rear Legroom (in.)	35.3	36.9	33.4	37.6	39.4
Cargo Capacity (cu ft.)	30	63.7	45.8	64.2	59.3





BEV SUV Offerings (continued)

SIN, Make & Model	 105E Tesla Model X (BEV)	 105E Chevrolet Blazer EV (BEV)	 105G Chevrolet Blazer SSV (BEV)	 105L Chevrolet Blazer PPV (BEV)
Availability	CLOSED	OPEN	OPEN	OPEN
Acquisition Price	\$91,005	\$48,689	\$57,002	\$60,659
Incremental Cost	\$56,780	\$14,875	\$5,158	\$20,864
GSA Lease Rate	\$308/mo. & \$0.091/mi.	\$308/mo. & \$0.091/mi.	\$585/mo. & \$0.193/mi.	\$555/mo. & \$0.201/mi.
Range (miles)	335 miles	279 miles	279 miles	279 miles
Charging Time	L1: 96 hours L2: 12 hours DC Fast: 45 mins	L1: 55 hours L2: 8 hours DC Fast: 1 hour	L1: 55 hours L2: 8 hours DC Fast: 1 hour	L1: 55 hours L2: 8 hours DC Fast: 1 hour
Contract Ship Days	90	270	270	270
Passengers	5	5	5	5
Pass. Volume (cu. ft.)	92.3	101	101	101
Rear Legroom (in.)	39.8	38.9	38.9	38.9
Cargo Capacity (cu ft.)	85.8	59.1	59.1	59.1

Pickup Truck & Passenger Van Offerings











					
SIN, Make & Model	55E Ford F150 Lightning (BEV)	56E Ford Lightning SSV (BEV)	57E Chevrolet Silverado (BEV)	20P Chrysler Pacifica (PHEV)	22E Ford E-Transit (BEV)
Availability	OPEN	OPEN	OPEN	OPEN	OPEN
Acquisition Price	\$46,379 \$55,967 (XEVR)	\$47,751 \$57,339 (XEVR)	\$74,677 \$79,777 (XEVR)	\$51,444	\$93,626
Incremental Cost	\$4,533	\$8,258	\$25,402	\$9,797	\$50,104
GSA Lease Rate	\$213/mo. & \$0.100/mi. \$328/mo. & \$0.100/mi. (XEVR)	\$339/mo. & \$0.140/mi. \$454/mo. & \$0.140/mi. (XEVR)	\$261/mo. & \$0.142/mi. \$313/mo. & \$0.142/mi. (XEVR)	\$363/mo. & \$0.140/mi.	\$300/mo. & \$0.156/mi.
Range	240 miles 320 miles (XEVR)	240 miles 320 miles (XEVR)	393 miles 450 miles (XEVR)	32 all electric miles	126 miles
Charging Time	L1: 72+ hours L2: 10-14 hours DC Fast: 41-122 min.	L1: 72+ hours L2: 10-14 hours DC Fast: 41-122 min.	L1: 90+ hours L2: 15+ hours DC Fast: 40-60 min.	L1: 12 hours L2: 2 hours DC Fast: N/A	L1: 32 hours L2: 8-12 hours DC Fast: 2-3 hours
Contract Ship Days	180	180	450	120	365
Passengers	5	5	5	7	12
Pass. Volume (cu. ft.)	-	-	-	165	TBD
Rear Legroom (inches)	43.6	43.6	44.3	39	TBD
Cargo Capacity (cu ft.)	5.5 ft. bed 52.8 cu. ft. cargo box 14.1 cu. ft. in trunk	5.5 ft. bed 52.8 cu. ft. cargo box 14.1 cu. ft. in trunk	5.9 ft. bed 10.7 cu. ft. in trunk	140.5	TBD

Cargo Van Offerings

				
SIN, Make & Model	34E RAM Promaster (BEV)	34E Ford E-Transit (BEV)	95E & 162E Ford E-Transit (BEV)	162E Mercedes-Benz eSprinter (BEV)
Availability	OPEN	OPEN	CLOSED	OPEN
Acquisition Price	\$75,971	\$47,744	95E: \$77,539 162E: \$63,650	\$76,452 \$82,278 (XEVR)
Incremental Cost	\$33,250	\$5,300	95E: \$18,324 162E: \$8,788	\$21,465
GSA Lease Rate	\$201/mo. & \$0.130/mi.	\$201/mo. & \$0.130/mi.	95E: \$280/mo. & \$0.160/mi. 162E: \$241/mo. & \$0.320/mi.	\$241/mo. & \$0.320/mi. \$316/mo. & \$0.320/mi. (XEVR)
Range	162 miles	126 miles	126 miles	173 miles 252 miles (XEVR)
Charging Time	L1: 72 hours L2: 6 hours DC Fast: <1 hour	L1: 32 hours L2: 8-12 hours DC Fast: 2-3 hours	L1: 32 hours L2: 8-12 hours DC Fast: 2-3 hours	L1: 50+ hours L2: 12.5 hours DC Fast: 1-2 hours
Contract Ship Days	120	180	485	330
Passengers	2	2	2	2
Pass. Volume (cu. ft.)	-	-	-	-
Rear Legroom (inches)	N/A	N/A	N/A	N/A
Cargo Capacity (cu. ft.)	524	246.7	246.7	488

Most HD vehicles require Level 3/DC Fast charging. Please review the owner's manual or work with onsite experts or GSA to confirm the minimum level of charging required.

Medium & Heavy-Duty Truck Offerings

				
<p>Class 6 Delivery Van Global Enterprise (BEV) Price: \$467,142 Incremental Cost: N/A Range: 105 miles Availability: GSA MAS</p>	<p>Class 4/6 Stake Bed/Box Global Enterprise (BEV) Price: \$350,357- \$451,571 Incremental Cost: N/A Range: 105 miles Availability: GSA MAS</p>	<p>SIN 494E Step Van Freightliner MT50e (BEV) Price: \$266,537 Incremental Cost: \$0 Range: 170 miles Availability: OPEN</p>	<p>SINs 524E & 624E Tractor Volvo VNRE 300 (BEV) Price: \$470,588-\$488,750 Incremental Cost: \$336,815-\$340,378 Range: 110-150 miles Availability: OPEN</p>	<p>SINs 524E & 624E Tractor Freightliner eCascadia (BEV) Price: \$438,317-\$507,138 Incremental Cost: \$304,860-\$358,585 Range: 155-220 miles Availability: OPEN</p>
				
<p>SIN 624E Tractor Kenworth T6E (BEV) Price: \$529,959 Incremental Cost: \$381,183 Range: 150 miles Availability: CLOSED</p>	<p>SIN 533E Stake/Flatbed Volvo VNRE 300 (BEV) Price: \$481,193 Incremental Cost: \$385,027 Range: 150 miles Availability: OPEN</p>	<p>SINs 531E, 533E, 571E, & 573E Stake/Flatbed & Dry Van Freightliner eM2 (BEV) Price: \$294,688-\$351,207 Incremental Cost: \$197,154-\$249,280 Range: 165-210 miles Availability: OPEN</p>	<p>SIN 531E, 533E, 571E, & 573E Stake/Flatbed & Dry Van International eMV (BEV) Price: \$307,377-\$320,872 Incremental Cost: \$208,031-\$216,097 Range: 135-200 miles Availability: OPEN</p>	<p>SINs 531W, 571W, 533W, & 573W Stake/Flatbed & Dry Van Kenworth K2E/K3E (BEV) Price: \$323,969-\$482,211 Incremental Cost: \$204,100-\$212,860 Range: 100-200 miles Availability: CLOSED</p>

Most HD vehicles require Level 3/DC Fast charging. Please review the owner's manual or work with onsite experts or GSA to confirm the minimum level of charging required.

Heavy-Duty Low-Floor Transit Bus Offerings

			
<p>SINs 377D & 377H 34 Pass. 40 Ft. AT&B AXESS (BEV) Price: \$1,045,326-\$1,091,408 Incremental Cost: \$537,815-\$583,446 Range: 170-198 miles Availability: CLOSED</p>	<p>SINs 377D & 377H 34 Pass. 40 Ft. Gillig Low Floor Electric (BEV) Price: \$912,698 Incremental Cost: \$406,488 Range: 234 miles Availability: CLOSED</p>	<p>SINs 377D & 377H 34 Pass. 40 Ft. BYD K9M (BEV) Price: \$894,707-\$925,307 Incremental Cost: \$388,673-\$418,973 Range: 165-208 miles Availability: OPEN</p>	<p>SINs 377D & 377H 34 Pass. 40 Ft. New Flyer XBE40 (BEV) Price: \$1,027,846 Incremental Cost: \$520,506 Range: 213-251 miles Availability: OPEN</p>
			
<p>SIN 377D 34 Pass. 40 Ft. Proterra ZX5+ (BEV) Price: \$1,042,548 Incremental Cost: \$535,065 Range: 240 miles Availability: OPEN</p>	<p>SINs 377E & 377I 46 Pass. 60 Ft. New Flyer XBE60 (BEV) Price: \$1,517,385 Incremental Cost: \$1,005,247 Range: 153 miles Availability: OPEN</p>	<p>SINs 377E & 377I 46 Pass. 60 Ft. BYD K11M (BEV) Price: \$1,368,301 Incremental Cost: \$857,624 Range: 193 miles Availability: OPEN</p>	<p>SIN 377G 46 Pass. 60 Ft. New Flyer XFC60 (FCEV) Price: \$1,742,200 Incremental Cost: \$1,227,858 Range: 240 miles Availability: OPEN</p>


Most HD vehicles require Level 3/DC Fast charging. Please review the owner's manual or work with onsite experts or GSA to confirm the minimum level of charging required.

Heavy-Duty Low-Floor Transit Bus Offerings (continued)

			
<p>SIN 377F 34 Pass. 40 Ft. AT&B AXESS (FCEV) Price: \$1,317,391 Incremental Cost: \$807,213 Range: 400 miles Availability: CLOSED</p>	<p>SIN 377F 34 Pass. 40 Ft. New Flyer XFC40 (FCEV) Price: \$1,271,070 Incremental Cost: \$761,346 Range: 240 miles Availability: OPEN</p>	<p>SIN 377K 22 Pass. 30 Ft. AT&B AXESS (BEV) Price: \$1,116,524 Incremental Cost: \$608,315 Range: 170 miles Availability: CLOSED</p>	<p>SIN 377K 22 Pass. 30 Ft. BYD K7M (BEV) Price: \$886,278 Incremental Cost: \$380,327 Range: 158 miles Availability: OPEN</p>
			
<p>SIN 377L 28 Pass. 35 Ft. AT&B AXESS (BEV) Price: \$1,125,203 Incremental Cost: \$616,909 Range: 170 miles Availability: CLOSED</p>	<p>SIN 377L 28 Pass. 35 Ft. Proterra ZX5+ (BEV) Price: \$1,178,470 Incremental Cost: \$669,654 Range: 240 miles Availability: OPEN</p>	<p>SIN 377L 28 Pass. 35 Ft. BYD K8M (BEV) Price: \$906,678 Incremental Cost: \$400,527 Range: 170 miles Availability: OPEN</p>	<p>SIN 377L 28 Pass. 35 Ft. New Flyer XBE35 (BEV) Price: \$1,123,063 Incremental Cost: \$614,790 Range: 220 miles Availability: OPEN</p>

Most HD vehicles require Level 3/DC Fast charging. Please review the owner's manual or work with onsite experts or GSA to confirm the minimum level of charging required.

Ambulance, Wheelchair, and Motorcoach Offerings









		
<p>SIN 212E Ambulance EL 264 Transit EV (BEV) Price: \$287,609 Incremental Cost: \$156,206 Range: 126 miles Availability: OPEN</p>	<p>SIN 281E Wheelchair Van Ford E-Transit (BEV) Price: \$103,020 Incremental Cost: \$25,356 Range: 126 miles Availability: OPEN</p>	<p>SIN 397E 56 Pass. HD Coach Bus MCI J4500e (BEV) Price: \$1,297,466 Incremental Cost: \$612,557 Range: 230 miles Availability: OPEN</p>
		
<p>SIN 398E 54 Pass. Low-Entry HD Coach Bus MCI D45CRTe LE (BEV) Price: \$1,472,288 Incremental Cost: \$635,348 Range: 170 miles Availability: OPEN</p>	<p>SIN 397E 56 Pass. HD Coach Bus Van Hool CX45E (BEV) Price: \$1,146,325.46 Incremental Cost: \$485,600 Range: 230 miles Availability: OPEN</p>	<p>SIN 399E 75 Pass. Double Deck Touring Bus Van Hool TDX25E (BEV) Price: \$1,368,865.58 Incremental Cost: \$560,048 Range: 260 miles Availability: OPEN</p>

Most HD vehicles require Level 3/DC Fast charging. Please review the owner's manual or work with onsite experts or GSA to confirm the minimum level of charging required.

School & Work Bus Offerings









		
<p>SINs 320E & 322E 42 & 66 Pass. Type C School Bus IC Bus PB10E (BEV) Price: \$416,160-\$420,240 Incremental Cost: \$279,228-\$269,056 Range: 120 miles Availability: OPEN</p>	<p>SIN 322E 66 Pass. Type C School Bus Blue Bird Vision 3011 (BEV) Price: \$414,280 Incremental Cost: \$263,154 Range: 100 miles Availability: OPEN</p>	<p>SIN 339E 78 Pass. Type D School Bus Blue Bird All American (BEV) Price: \$433,943 Incremental Cost: \$231,803 Range: 100 miles Availability: OPEN</p>
		
<p>SIN 338E 44 Pass. Type D Work Bus Blue Bird All American (BEV) Price: \$438,624 Incremental Cost: \$229,643 Range: 100 miles Availability: OPEN</p>	<p>SIN 321E & 323E 40 & 36 Pass. Type C Work Bus Blue Bird Vision (BEV) Price: \$416,953-\$421,367 Incremental Cost: \$260,443-\$262,172 Range: 100 miles Availability: OPEN</p>	<p>SIN 321E & 332E 40 & 44 Pass. Type C Work Bus Lion Bus 100C/D (BEV) Price: \$503,781-\$504,929 Incremental Cost: \$343,778-\$344,914 Range: 100 miles Availability: CLOSED</p>

Law Enforcement Offerings

			
<p>20P Chrysler Pacifica (PHEV) Unmarked EV (LU10 Option) Acquisition Price: \$59,108 Lease Rate: \$478/mo. & \$0.140/mi. Incremental Cost: \$9,797 Availability: OPEN</p>	<p>10E Hyundai Ioniq 6 (BEV) Unmarked EV (LU10 Option) Acquisition Price: \$56,450 Lease Rate: \$509/mo. & \$0.086/mi. Incremental Cost: \$0 Availability: OPEN</p>	<p>96E Ford Mustang Mach-E (BEV) Unmarked EV (LU10 Option) Acquisition Price: \$67,869 Lease Rate: \$699/mo. & \$0.204/mi. Incremental Cost: \$11,015 *Upgrades to GT Trim Upfitting Bulletin Availability: OPEN</p>	<p>105G Chevrolet Blazer SSV (BEV) No LE upfit package available Acquisition Price: \$57,002 Lease Rate: \$585/mo. & \$0.193/mi. Incremental Cost: \$5,970 Availability: OPEN</p>
			
<p>105E Hyundai Ioniq 5 (BEV) Unmarked EV (LU10 Option) Acquisition Price: \$67,895 Lease Rate: \$527/mo. & \$0.106/mi. Incremental Cost: \$15,036 Availability: OPEN</p>	<p>55E Ford F-150 Lightning (BEV) Unmarked EV (LU10 Option) Acquisition Price: \$60,166 Lease Rate: \$357/mo. & \$0.110/mi. Incremental Cost: \$4,533 Availability: OPEN</p>	<p>56E Ford F-150 Lightning SSV (BEV) Unmarked EV (LU10 Option) Acquisition Price: \$61,538 Lease Rate: \$483/mo. & \$0.150/mi. Incremental Cost: \$8,258 Availability: OPEN</p>	<p>105L Chevrolet Blazer PPV (BEV) Marked LE Upfit (LU83 Option) Acquisition Price: \$82,926 Lease Rate: \$843/mo. & \$0.221/mi. Incremental Cost: \$20,864 Availability: OPEN</p>









OCONUS Offerings

****For customers leasing ZEVs in OCONUS regions, these vehicles do not have an incremental cost and are instead charged a higher lease rate.****

				
<p>SIN 7Y Renault Zoe (BEV) Acquisition Price: \$40,749 Lease Rate: TBD Delivery Availability: Europe Range: 148 miles Availability: OPEN</p>	<p>SIN 8Y Opel Corsa (BEV) Acquisition Price: \$45,394 Lease Rate: \$730/mo. & \$0.031/mi. Delivery Availability: Europe Range: 222 miles Availability: OPEN</p>	<p>SIN 8Y Nissan Leaf (BEV) Acquisition Price: \$44,370 Lease Rate: \$730/mo. & \$0.031/mi. Delivery Availability: Europe Range: 149 miles Availability: OPEN</p>	<p>SIN 8J Nissan Leaf (BEV) Acquisition Price: \$41,820 Lease Rate: TBD Delivery Availability: Japan Range: 149 miles Availability: OPEN</p>	
				
<p>SIN 20Y Fiat E-Doblo (BEV) Acquisition Price: \$56,745 Lease Rate: TBD Delivery Availability: Europe Range: 205 miles Availability: OPEN</p>	<p>SIN 21Y Toyota Proace (BEV) Acquisition Price: \$68,109 Lease Rate: \$748/mo. & \$0.131/mi. Delivery Availability: Europe Range: 142 miles Availability: OPEN</p>	<p>SIN 30Y Renault Kangoo ZE (BEV) Acquisition Price: \$44,578 Lease Rate: \$480/mo. & \$0.080/mi. Delivery Availability: Europe Range: 143 miles Availability: OPEN</p>	<p>SIN 30Y Fiat E-Scudo (BEV) Acquisition Price: \$46,820 Lease Rate: \$480/mo. & \$0.080/mi. Delivery Availability: Europe Range: 217 miles Availability: OPEN</p>	<p>SIN 32Y Toyota Proace (BEV) Acquisition Price: \$42,465 Lease Rate: TBD Delivery Availability: Europe Range: 142 miles Availability: OPEN</p>

OCONUS Offerings (continued)

For customers leasing ZEVs in OCONUS regions, these vehicles do not have an incremental cost and are instead charged a higher lease rate.

			
<p>SIN 98Z Jeep Renegade (PHEV) Acquisition Price: \$47,241 Lease Rate: TBD Delivery Availability: Europe Range: 26 all electric miles Availability: OPEN</p>	<p>SIN 96Y Jeep Avenger (BEV) Acquisition Price: \$45,436 Lease Rate: \$830/mo. & \$0.099/mi. Delivery Availability: Europe Range: 248 miles Availability: OPEN</p>	<p>SIN 96Y Nissan Ariya (BEV) Acquisition Price: \$58,582 Lease Rate: \$830/mo. & \$0.099/mi. Delivery Availability: Europe Range: 205 miles Availability: OPEN</p>	<p>SIN 96J Nissan Ariya (BEV) Acquisition Price: \$69,360 Lease Rate: TBD Delivery Availability: Japan Range: 205 miles Availability: OPEN</p>
			
<p>SIN 99Y Toyota RAV4 (PHEV) Acquisition Price: \$58,534 Lease Rate: TBD Delivery Availability: Europe Range: 42 all electric miles Availability: OPEN</p>	<p>SIN 99Y Jeep Compass (PHEV) Acquisition Price: \$52,161 Lease Rate: TBD Delivery Availability: Europe Range: 30 all electric miles Availability: OPEN</p>	<p>SIN 105Y Jeep Grand Cherokee (PHEV) Acquisition Price: \$86,395 Lease Rate: TBD Delivery Availability: Europe Range: 26 all electric miles Availability: OPEN</p>	<p>SIN 112Y Jeep Wrangler (PHEV) Acquisition Price: \$86,712 Lease Rate: TBD Delivery Availability: Europe Range: 22 all electric miles Availability: OPEN</p>

Notes

1. Code “XEVR” indicates an extended range battery option. Code “AWD” indicates an all-wheel drive option.
2. Total cargo capacity includes total cargo space behind back row rear seats.
3. All vehicles come with, at a minimum, a Level 1 (120V) charging cord capable of plugging into 3 prong electrical wall outlets. Some models include a Level 2 (240V) charging cord or, for the Tesla models, a Level 2 wall station (installation required).
4. All vehicles are capable of Level 1 (120V) & Level 2 (240V) charging. Only battery electric vehicles (BEVs) are capable of DC Fast (480V) charging.
5. All vehicles (except Tesla models) come with a J1772 connector for Level 1 and Level 2 charging. For Tesla models, a J1772 adapter comes standard for charging at non-Tesla Level 2 stations. All battery electric vehicles (BEVs) (except Tesla models and the Nissan Leaf) come standard with a CCS connector for DC Fast charging. For Tesla models, a CCS Adapter comes standard for charging at non-Tesla DC Fast stations. The Nissan Leaf comes standard with a CHAdeMO connector for DC Fast charging.
6. Most ZEVs cannot support additional loads beyond the vehicle's standard equipment (upfitting). GSA does not recommend adding any aftermarket equipment to ZEVs to avoid overloading the vehicles or voiding manufacturer warranties. This does not apply to the GSA-procured law enforcement upfit packages which have been tested and reviewed.
7. The following is included in the unmarked EV LU10 package: Emergency lighting system with siren and PA siren speaker, front, side and rear lights, programmable console siren/light controller, hand-held controller/microphone, PA volume adjust; a radio prep package with prewire for portable radio charger (30” coil under passenger seat) 10A B+ SW, powered through Core controller (no fixed high power radio wiring or cables are furnished); cargo lock box under the rear bench seat; front and rear seat covers and floor liners; at least one 12VDC branch power circuit. Conspicuity markings to include: Red/White DOT/FMSS308 reflective conspicuity tape on inside door edges. Content may vary and is subject to change.
8. The SIN 56E vehicle is a battery electric Special Service Vehicle (SSV) pickup truck. It is NOT PURSUIT RATED, and there are limited upfit capabilities. The front seating arrangement is for two (2) passengers, with no center console. The rear seating arrangement is for three (3) passengers. Refer to Ford's Police Modifier Bulletin P-034R1 for specifications and warnings.