

FedFleet 2025




How to Use Telematics Data

GSA - Shane Hamilton

Geotab - Kelvin Ng

Tracking Trends

Are you on the right track?



Fuel

Fed**Fleet** 2025



Fuel

Geotab solutions

- Average fuel economy report
- Fuel tracker report
- Last 3 months mileage trend report

Fuel

Average fuel economy report

Features & benefits:

- Easy to interpret
- Dashboard reporting
- Fuel usage trends

Fuel

Average fuel economy report

22.1

Avg. MPG

| Scoring Classification | Score Range |
|------------------------|--------------|
| Company goal | 20 |
| Meet expectations | 18 to 19.9 |
| Below expectations | 16 to 17.9 |
| Far below expectations | 15.9 or less |

Fuel

Fuel tracker report


Features & benefits:

- Track fueling events
 - Volume added
 - Cost per gallon
 - Total fill-up cost
 - Monthly fuel cost per vehicle
- Add & edit fuel transactions

Fuel

Fuel tracker report

Fill-Ups

| Date | Device | Fuel economy | Volume added | Odometer |
|--|--------------|----------------|--------------|-----------|
|  G131840E | | 44.18 MPG (US) | 31 gal | |
| 12/13/24 06:14:37 | G93868CCH21T | 41.61 MPG (US) | 11 gal | 038734 mi |
| 12/21/24 03:38:21 | G93868CCH21T | 45.67 MPG (US) | 11 gal | 038904 mi |
| 12/28/24 07:25:59 | G93868CCH21T | 45.37 MPG (US) | 9 gal | 039465 mi |

Fuel

Last 3 months mileage trend

- Total driven mileage
- Identify trends & outliers
- Support decision-making

Fuel

Last 3 months mileage trend

GSAFleet | 03-27

Jan 17, 2025

Last 3 Months Mileage Trend

From Oct 01, 2024

To Jan 01, 2025

| Group | Month | Total Distance |
|-------|---------------|----------------|
| 03-27 | October 2024 | 35615 |
| 03-27 | November 2024 | 46824 |
| 03-27 | December 2024 | 43963 |

Idling

Fed**Fleet** 2025



Idling

Geotab solutions

- Last 3 months idling trend report
- Weekly idle cost report

Idling

Last 3 months idling trend report

Features & benefits:

- Track vehicle idling trends
- Identify high-idling drivers quickly
- Pinpoint idling hotspots visually

Idling

Last 3 months idling trend report

| Vehicle | Month | Idling Duration | Total Distance |
|----------|---------------|-----------------|----------------|
| G423017E | October 2024 | 57:25 | 2897.48 |
| G423017E | November 2024 | 14:29 | 2601.11 |
| G423017E | December 2024 | 18:24 | 3692.71 |

| Vehicle | Month | Idling Duration | Total Distance |
|----------|---------------|-----------------|----------------|
| G423034E | November 2024 | 94:19 | 3697.68 |
| G423017E | October 2024 | 57:25 | 2897.48 |
| G423228E | November 2024 | 47:46 | 326.81 |

Idling


Weekly idling report

Features & benefits

- Detailed idling metrics
- Customizable reports
- Actionable insights

Idling

Weekly idling report

| | |
|--|------------------|
| Idle Cost | \$2.99 / Gal |
| \$949.89  | |
| From: Jan 10, 2025 | To: Jan 17, 2025 |

| | | | |
|--------------------|---------------|--------------------|-----|
| Current Fuel Price | \$2.99 | | |
| Total Idle Cost | \$949.89 | Above AVG Vehicles | 46 |
| Average Idle Cost | \$4.68 | Below AVG Vehicles | 157 |

Driver Behavior

Fed**Fleet** 2025



Driver Behavior

Geotab solutions

- Rules & alerts
- Driver safety scorecard report

Driver Behavior

Rules & alerts

Features & benefits:

- Proactively track driver behavior
- Enhance compliance with custom rules
- Receive real-time alerts instantly

Driver Behavior

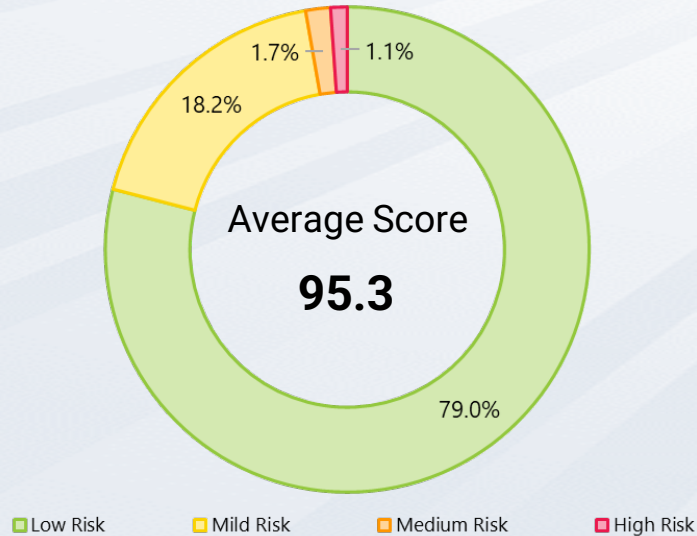
Driver safety scorecard report

Feature & benefits:

- Enhance driver safety
- Detect high-risk drivers
- Minimize potential accidents
- Reduce maintenance expenses

Driver Behavior

Driver safety scorecard report



Maintenance

Fed**Fleet** 2025



Maintenance

Geotab solutions

- Engine faults report
- Maintenance reminders

Maintenance

Engine faults report

Features & benefits

- Receive real-time engine fault alerts
- Detailed diagnostic codes
- Improve vehicle uptime

Maintenance

Engine faults report

| Date | |
|------|--------------|
| From | Dec 18, 2024 |
| To | Jan 17, 2025 |
| Days | 31 |

| Device | Description | Code | Fault State | Fault Count |
|----------|--------------------------------------|------|-------------|-------------|
| G710156E | Warning: vehicle battery low voltage | 135 | Active | 2 |
| G710156E | Low priority warning light on | 175 | Active | 2 |

Maintenance

Maintenance reminders

Features & benefits

- Customizable reminders
- Automatic notifications
- Improved vehicle health

Maintenance

Maintenance reminders

| Maintenance reminder | Maintenance type | Frequency | Repeats | Assets added |
|--|------------------|------------------------------|---------|--------------|
| Change oil GSAFleet, 03-27 | Oil change | Every 6 months or 5000 miles | Yes | 200,000 |
| Rotate tires GSAFleet, 03-27 | Tire rotation | Every 6 months or 5000 miles | Yes | 200,000 |
| Car wash GSAFleet, 03-27 | Car wash | Monthly | Yes | 200,000 |
| Check tire pressure GSAFleet, 03-27 | Tire pressure | Monthly | Yes | 200,000 |
| Check engine coolant GSAFleet, 03-27 | Engine Coolant | Monthly | Yes | 200,000 |

Ask the Expert

Fed**Fleet** 2025



Q&A

Fed**Fleet** 2025



If you would like a copy of this presentation, email fedfleet@gsa.gov



Thank you!