

CUI//ISVI



**IT Security Procedural Guide:
Incident Response (IR)
CIO-IT Security-01-02**

Revision 21

January 30, 2025

Controlled by: General Services Administration
OCISO ISP Division: ispcompliance@gsa.gov

Office of the Chief Information Security Officer

CUI//ISVI

CIO-IT Security-01-02, Revision 21

Incident Response (IR)

VERSION HISTORY/CHANGE RECORD

Change Number	Person Posting Change	Change	Reason for Change	Page Number of Change
Revision 1 – August 12, 2005				
1	Scott/Heard	Changes made throughout the document to reflect FISMA, NIST and GSA CIO P 2100.1B requirements.	Updated to reflect and implement various FISMA, NIST and GSA CIO P 2100.1B requirements.	Various
2	Scott/Heard	Changes throughout the document to correspond with revisions made to CIO-IT Security-01-09, CIO-IT Security-01-03 and CIO-IT Security-01-04.	Updated to reflect the correlation of the CIO-IT Security Guides; and to further express policy within them as standalone documents	Various
3	Scott/Heard	Inclusion of CIO-IT Security-01-02, Handling IT Security Incident, Addendum 1	Updated to reflect Addendum 1 procedures in the master guide CIO-IT Security-01-02, Handling IT Security Incident	Various
4	Heard	Inclusion of current Federal incident identification guidelines	To ensure agency compliance	4, 6 And Appendix A
Revision 2 – October 26, 2005				
1	Heard	Correct error in table of contents		lii
2	Berlas	Revised Incident Handling Form	Appropriate US Cert Form updated	Appendix A
Revision 3 – July 21, 2006				
1	Berlas	Updated references to current IT Security Policy - GSA CIO P 2100.1C	To reflect current policy	Various
2	Berlas	Updated Incident Reporting Form in Appendix A	To ensure agency compliance	Various
3	Berlas	Updated Guide to be consistent with requirements in OMB Memorandum M-06-19.	To ensure agency compliance	Appendix A
Revision 4 – March 26, 2007				
1	Berlas	Updated Incident Reporting Form in Appendix A	To ensure agency compliance	Appendix A
Revision 5 – June 28, 2007				
1	Berlas	Updated Incident Reporting Form in Appendix A	To ensure agency compliance	Appendix A
2	Berlas	Updated references to current IT Security Policy - GSA CIO P 2100.1D	To reflect current policy	Various
3	Berlas	Updated Appendix C to include the ERASER tool.	Tool is used to securely delete sensitive files related to data leakage incidents.	Appendix B
Revision 6 – April 21 2008				
1	Hummel / Windelberg	Changes throughout the document to correspond with updated version of GSA CIO P 2100.1D and other guidance	The most current version of GSA CIO P 2100 and more detailed guidance on implementing policy.	Various
Revision 7 – August 14, 2009				
1	Berlas	Updated reference and procedures for new IR Toolkit	Updates to IR Toolkit	Various
2	Berlas	Changes throughout the document to correspond with updated version of GSA CIO P 2100.1	The most current version of GSA CIO P 2100 and more detailed guidance on implementing policy.	Various

CUI//ISVI

CIO-IT Security-01-02, Revision 21

Incident Response (IR)

Change Number	Person Posting Change	Change	Reason for Change	Page Number of Change
Revision 8 – July 6, 2010				
1	Berlas / Cook	Updated 800-53 rev3 references, as well as changes throughout the document.	Updates required to ensure agency compliance.	Various
Revision 9 – April 7, 2015				
1	Salamon	Updated 800-53 rev4 references, NIST SP 800-61 R2 references, updates to CIO P 2100.1, incident response testing and training, ServiceNow integration for incident management, and other process updates throughout the document	Updated to reflect updated guidance and processes	Various
Revision 10 – July 9, 2015				
1	Berlas/ Salamon	Updates Sections 2 and 4 to address specific reporting and response processes related to phishing attempts	Updated to reflect more specific processes that are in place	Various
Revision 11 – October 1, 2015				
1	Berlas/ Salamon	Updated to reflect changes in US-CERT Reporting Guidelines, FISMA law and changes in processes	Updated to reflect updated guidance and processes	Various
Revision 12 – March 15, 2016				
1	Berlas/ Salamon	Updated to reflect changes in policy, processes, and OMB guidance	Updated to reflect update to GSA CIO P 2100.1 and OMB M-16-03	Various
2	Cozart-Ramos/ Klemens	Added specific references to NIST 800-53 Rev 4 controls, formatting, technical editing.	Ensure NIST 800-53 Rev 4 controls are addressed, verify references and links, grammar/editing	Various
Revision 13 – October 11, 2016				
1	Berlas/ Salamon	Updated to clarify definition of serious incidents and process for PII incidents for lost / stolen devices.	Clarify requirements	Appendix A, 29
Revision 14 – April 3, 2017				
1	Berlas/ Salamon	Updated to reflect changes to US-CERT incident reporting requirements and definition of major incidents	Updated reporting and major incident requirements	Various
2	Berlas/ Salamon	Created Section 4.7 for lost / stolen incidents	Created to reflect process changes	35
Revision 15 – September 14, 2017				
1	Berlas/ Salamon	Updated to clarify when to call the incident response team	Updated reporting and major incident requirements	36
2	Berlas/ Salamon	Clarified process for escalating serious incidents by phone or email	Feedback from reviewer	Various
3	Berlas/ Salamon	Updated references from M-07-16 to M-17-12	Feedback from reviewer	Various
Revision 16 – March 22, 2018				
1	Berlas/ Salamon	Clarifies that unsuccessful incidents are not required to be reported	Clarification of process	19
2	Berlas/ Salamon	Added language regarding data exfiltration monitoring	Document existing process for data exfiltration monitoring	22
3	Berlas/ Salamon	Updated to reflect Insider Threat Program reporting	Updated reporting request from OMA for Insider Threats	36
4	Berlas/ Salamon	Explicitly identifies that the IR Team is the Incident Commander	FISMA reporting updates	3, 36

CUI//ISVI

CIO-IT Security-01-02, Revision 21

Incident Response (IR)

Change Number	Person Posting Change	Change	Reason for Change	Page Number of Change
Revision 17 – March 20, 2019				
1	Speidel	Updated to include PII incident report template, checklist and breach determination and notification timeframe	Updates to process	Various
2	Salamon	New reporting requirements for sending incidents to Contracting Officer	Updates to process	21, 36
3	Salamon	Updates to major incident handling	Updates to process and OMB reporting definitions	Various
4	Salamon	Updates for tools in use	Updates to process	Appendix C
Revision 18 – March 26, 2021				
1	Qamar Hasan	Updated IR for PII (Privacy)	Details for response to PII incidents	35-45
2	Salamon	Update for US-CERT to CISA	Name Change	Various
3	Salamon	Included definition of CUI	New definition	Various
4	Salamon	Updates for Supply Chain incidents	New program	46-47
Revision 19 – September 8, 2022				
1	Hitchings/ Quintanaveles	Updated for Cybersecurity Incident & Vulnerability Response Playbooks	Update to process to align to CISA Cybersecurity Incident & Vulnerability Response Playbooks	Various
2	McCormick/ Klemens	<ul style="list-style-type: none"> ● Updated control mapping per NIST SP 800-53, Revision 5 controls. ● Edited, formatted, and updated references and links. 	Align to current NIST and GSA guidance and guide formatting and style.	Throughout
Revision 20 - February 8, 2024				
1	McCormick/ Klemens	<ul style="list-style-type: none"> ● Restructured and reordered guide, including moving the summary and Incident Response sections to the beginning of the document. ● Edited, formatted, and updated references and links. 	Reorganization for ease of use, aligning to current GSA guidance.	Throughout
Revision 21 - January 30, 2025				
1		<ul style="list-style-type: none"> ● Updated Section 4.4.5 to remove book references and specific tools. ● Updated Section 4.5 regarding Incident Response plan testing and updates based on test results. ● Updated Appendix A: Incident Response Roles and Responsibilities. ● Updated Appendix E: Incident Response Handling Tools. ● Updated Appendix F: References ● Updated Appendix G: Glossary. ● Edited and formatted document. 		


CUI//ISVI

CIO-IT Security-01-02, Revision 21

Incident Response (IR)

Approval

IT Security Procedural Guide: Incident Response (IR), CIO-IT Security 01-02, Revision 21, is hereby approved for distribution.

DocuSigned by:

122A967B868C4F0...
Parimala Rao
Acting GSA Chief Information Security Officer

Contact: GSA Office of the Chief Information Security Officer (OCISO), Security Operations Division (ISO) at gsa-ir@gsa.gov.

CUI//ISVI

Summary

An effectively implemented Incident response process allows Federal employees and contractors to understand the General Services Administration's (GSA) incident handling policy and procedures and their individual roles and responsibilities so that IT security incidents are properly reported, damage is immediately identified and contained, and possible effects are minimized. Failing to report and/or respond to incidents could result in serious adverse consequences for the GSA and limit the agency's ability to fulfill its mission.

Every Service and Staff Office (SSO) must align with the incident handling and reporting processes defined in this guide. It is also important to employ various mechanisms (including, but not limited to, an intrusion detection system) to continuously monitor for possible incidents.¹ In addition, the GSA requires annual assessments of security controls to ensure that they remain effective.²

Each GSA system must have an Information System Security Officer (ISSO) and Information System Security Manager (ISSM) who are familiar with the procedures, roles, and responsibilities in this document. Each individual, whether a GSA employee or a contractor, is responsible for reporting any suspicious IT related activity to the GSA IT Service Desk. Serious incidents with a functional, information, or recovery impact shall be immediately reported upon incident identification to the GSA IT Service Desk at itservicedesk@gsa.gov or 866-450-5250 AND to the GSA Incident Response Team at gsa-ir@gsa.gov or via phone at 202-205-0778.

Confirmed and/or suspected incidents involving the potential loss or compromise of Personally Identifiable Information (PII) in electronic or physical form must be reported IMMEDIATELY to the Office of the Chief Information Officer (OCISO) via the GSA IT Service Desk. The OCISO will determine when it is appropriate to report to the GSA Chief Privacy Officer (CPO)/Security Agency Official for Privacy (SAOP) and when it is appropriate to report externally to the Cybersecurity and Infrastructure Security Agency (CISA), the Office of Inspector General (OIG), and the U.S. Congress in accordance with this guide and the CISA Federal Incident Notification Guidelines.

¹ See CIO-IT Security-01-08: Audit and Accountability (AU) for more information on GSA's use of the Enterprise Logging Platform (ELP) for monitoring system logs.

² See GSA Order CIO 2100.1Q, Chapter 3, Policy for Identify Function, Section 4, Risk Assessment.

CUI//ISVI

Table of Contents

Summary	1
1 Introduction	1
2 System-Level Incident Response	2
3 Initial Incident Reporting	3
3.1 Incident Reporting for Externally Hosted Information Systems.....	4
3.2 Incident Reporting for Vendor Identified Incidents (Including GSA Leases)	5
4 GSA Incident Response Process Overview	5
4.1 Incident Response Tier Structure and Overview	6
4.2 Tier 1: Initial Determination and Reporting.....	9
4.2.1 Tier 1 Response Tasks	9
4.2.2 Tier 1 Response Team.....	10
4.2.3 Objective.....	10
4.2.4 Responsibilities	10
4.2.5 Incident Types	10
4.3 Tier 2: Follow-up and Restoration	11
4.3.1 Tier 2 Response Tasks	11
4.3.2 Tier 2 Response Team.....	11
4.3.3 Objectives	11
4.3.4 Responsibilities	12
4.4 Tier 3: Investigation and Counteraction	12
4.4.1 Tier 3 Response Tasks	12
4.4.2 Tier 3 Response Team.....	12
4.4.3 Objectives	12
4.4.4 Responsibilities	13
4.4.5 Tools.....	13
4.5 Incident Response Plan Testing and Exercises	13
4.6 Incident Response Plan Training	13
5 Incident Response Involving PII	14
5.1 Privacy Incident	15
5.2 Privacy Breach	15
5.3 Personally Identifiable Information (PII)	15
5.4 Examples of Privacy Breaches	16
5.5 Incident Response: Potential PII Compromise Process	16
5.6 Methodology for Assessing the Risk of Harm	17
5.6.1 Examine Key Factors.....	18
5.6.2 Nature and Sensitivity of PII.....	19
5.6.3 Likelihood of Access and Use of PII	20
5.6.4 Type of Breach	21
5.6.5 Number of Individuals	22
5.6.6 Determine Risk Factor Rating and Classify the Breach.....	22
5.6.7 Mitigating Risk of Harm	22
5.6.8 Notification and/or Guidance	23
6 Best Practices	23
6.1 Key Questions to Ask	23
6.1.1 Is it an incident or a false positive?	23
6.1.2 Is the incident still in progress?	23

CUI//ISVI

6.1.3	What is the extent of the incident? Does it involve more than one device?	24
6.1.4	Why is it in this particular device and how did it get there?.....	24
7	IR Team Live Response	24
8	OCISO Response to Serious Incidents.....	24
8.1	Step 1: Verify the Source.....	24
8.2	Step 2: Verify the Incident.....	24
8.3	Step 3: Notify Other Parties	25
8.3.1	CISA	25
8.3.2	Other Organizations.....	25
8.3.3	GSA Management	25
8.3.4	GSA Inspector General.....	25
8.3.5	Reporting Major Incidents to U.S. Congress	26
8.3.6	Reporting Incidents to the Office of Mission Assurance’s Insider Threat Program 26	26
8.3.7	Reporting Incidents to the Contracting Officer.....	26
8.3.8	Reporting Incidents to the OCISO Cyber Supply Chain Risk Management Program 26	26
8.4	Step 4: Form Incident Handling Team	27
8.5	Step 5: Gather Evidence.....	27
8.6	Step 6: Contain, Eradicate, and Recover from the Incident.....	27
8.7	Step 7: Follow-up after the Incident is Resolved	27
9	Federal Incident Reporting Guidelines	28
9.1	CISA Impact Classification.....	29
9.1.1	CISA Threat Vectors	29
9.2	CISA Cause Analysis.....	30
9.2.1	CISA Incident Attributes	31
9.3	Major Incident Definition and Requirements	33
9.3.1	A Privacy Breach that Constitutes a Major Incident.....	34
9.3.2	Congressional Reporting of Major Incidents.....	35
9.3.3	Congressional Reporting of a Privacy Breach	35
9.4	OCISO’s Incident Reporting Responsibilities	35
9.5	OCISO’s Threat Awareness Program	36
10	Summary of NIST 800-53 IR Controls.....	36
Appendix A: Incident Response Roles and Responsibilities.....		37
Appendix B: GSA Incident Response Policy Statements		42
Appendix C: Federal Agency Incident Impact Classification.....		44
Appendix D. GSA Cyber Incident Reporting Form Instructions		45
Appendix E: Incident Response Handling Tools		46
Appendix F: References		47
Appendix G: Glossary		49

Note: Hyperlinks will be provided in running text if they link to a location within this document (i.e., a different section or an appendix), or are external sources not listed in [Appendix F](#). For example, Google Forms, Google Docs, and websites not in Appendix F will have links.

CUI//ISVI

1 Introduction

An “incident” or “information security incident” is a violation, suspected violation, or imminent threat of violation of information security or privacy policies, acceptable use policies, or standard security practices. A coordinated agency incident response capability is therefore necessary to:

- Rapidly detect imminent threats or incidents;
- Prevent, stop, or minimize loss and destruction;
- Mitigate the weaknesses exploited;
- Restore Information Technology (IT) services;
- Investigate incidents for root causes and/or forensic evidence;
- Report incidents to Cybersecurity and Infrastructure Security Agency (CISA) and/or other responsible federal authorities; and
- Document incidents and the agency’s response to them.

The implementation of an Incident Response (IR) capability is critical to the protection of the GSA’s information and IT assets. When fully implemented with the appropriate tools, procedures, and processes, the response to a security incident can significantly reduce the potential impact of an incident to the GSA’s information, IT resources, and individuals.

The GSA is a large, complex, and dynamic environment with many IT services supplied by various organizational units. To ensure accountability and authority in handling security incidents, the GSA uses security roles common across all systems (ISSO, ISSM and OCISO). Refer to CIO-IT Security-18-90: GSA IT Common Control Catalog (CCC), for common control implementation statements for the NIST SP 800-53 security controls, including the IR controls. The CCC identifies the GSA implementation statements for all common controls and the GSA portion of Hybrid controls for GSA information systems.

This guide presents the GSA’s policy, processes, and procedures for incident response across the organization and serves as the GSA’s Incident Response Plan. It is organized into the following sections:

Section 1 - Introduction

Section 2 – System-Level Incident Response

This section provides an overview of system-level IR responsibilities.

Section 3 – Initial Incident Reporting

This section provides Information for GSA personnel, contractors, and vendors on reporting IT security incidents.

Section 4 – GSA Incident Response Process Overview

This section provides information on incident response across the GSA, including:

- An overview of the GSA IR process, including the actions that need to be taken before, during, and after a security incident.
- An overview of the GSA IR process when Personally Identifiable Information (PII) is involved.

CUI//ISVI

Section 5 – Incident Response Involving PII

This section describes actions the IR Team may take to remediate a PII breach.

Section 6 – Best Practices

This section provides information on IR best practices.

Section 7 – IR Team Live Response

This section provides information on actions the IR Team may take to mitigate an incident in real time.

Section 8 – OCISO Response to Serious Incidents

This section describes how the OCISO Responds to serious incidents on an organizational level.

Section 9 – Federal Incident Reporting Guidelines

This section describes the GSA’s responsibilities in reporting major incidents to external organizations.

Section 10 – Summary of NIST SP 800-53 IR Controls.

Appendices

- [Appendix A](#): Describes the GSA IR roles and responsibility.
- [Appendix B](#): Provides detailed GSA policy statements on incident response.
- [Appendix C](#): Provides information on Federal Agency Incident Impact Classification
- [Appendix D](#): Provides instructions for completing the GSA Cyber Incident Reporting Form
- [Appendix E](#): Contains a list of the GSA’s incident Response Handling tools
- [Appendix F](#): Provides a list of references appearing in this document.
- [Appendix G](#): Defines IR-related terms used in this document.

2 System-Level Incident Response

All Federal and Vendor/Contractor personnel are responsible for protecting their systems against disruption and for taking prescribed actions should a security incident be suspected and/or confirmed. In GSA Order CIO 2100.1, “GSA Information Technology (IT) Security Policy” and this guide, the GSA sets forth incident response policy, procedures, and processes for actions to be taken before, during, and following an incident or suspected incident. All Federal and Vendor/Contractor personnel must ensure the implementation and management of the GSA’s IR requirements for the systems under their purview. Table 2-1 presents a high-level overview of these responsibilities.

Table 2-1. IR Responsibilities for GSA Information Systems

IR Responsibility	Parameters
Incident Response Plan	All Federal and Vendor/Contractor systems must have a system-specific incident response plan detailing their incident response activities and reporting requirements to the GSA consistent with the policies and procedures described in this guide. The Plan must also include contact details for IR roles. The Plan must be reviewed and updated annually and when required based on system/organizational changes, incident responses, or testing. A

CUI//ISVI

IR Responsibility	Parameters
	template for system-specific IR plans is available on the GSA IT Security Forms and Aids page.
Incident Reporting	All GSA personnel, including vendors/contractors, are responsible for immediately reporting incidents and suspected incidents to the GSA IT Service Desk.
Incident Handling	Federal and Vendor/Contractor systems must support the GSA IR Team in handling incidents in accordance with CIO-IT Security-01-02.
Incident Monitoring	Incident monitoring is the responsibility of the GSA IR Team. Federal and Vendor/Contractor Systems must support the IR Team, when required.
Incident Response Training	Staff with incident response responsibilities must be trained within 60 days of assuming their role; following changes to the system's IR Plan or the GSA's IR Plan, when required; and annually thereafter.
Incident Response Testing	FIPS 199 Moderate and High impact systems must perform annual IR testing or IR exercises and report the results to the government.

3 Initial Incident Reporting

Incident response begins as soon as events are suspected of being a security incident. Immediate reporting ensures that the GSA's response and support is commensurate with the threat. **Reporting a security incident or suspected incident is the responsibility of any person, staff, or contractor who observes suspicious activities that involve GSA data or systems.**

It is important for ALL IT incidents, regardless of severity, to be reported to the GSA IT Service Desk. **Any incident with a functional, information, or recovery impact, must be reported IMMEDIATELY to the GSA IT Service Desk³. Time is critical. NEVER assume that someone else has already reported the incident.**

Note: Information about a confirmed or suspected incident should only be communicated at the direction of the Incident Response Team.

The risk of an unreported incident far outweighs the possibility that an incident is reported more than once. Non-serious incidents without functional, information, or recovery impact (e.g., casual misuse) that are addressed locally should also be reported to the GSA IT Service Desk as soon as possible. Incidents deemed non-serious could be precursors to larger and more serious incidents.

Table 3-1 provides points of contact for 24-hour incident/suspected incident reporting.

³ If the incident is serious (see definition in [Appendix G](#)) and requires immediate response from the incident response team, see [Section 4.1](#) for escalation procedures. [Appendix C](#) contains the Federal Agency Incident Impact Classification table which defines Impact Categories and Category Severity Levels.

CUI//ISVI

Table 3-1. Points of Contact for Incident Reporting

Timing	Point of Contact
Upon suspicion and/or verification of an incident	<p>GSA IT Service Desk</p> <ul style="list-style-type: none"> itservicedesk@gsa.gov or 866-450-5250. The IT Service Desk initiates incident tickets related to users. IT security staff will also have access to initiate tickets themselves. The GSA Cyber Incident Response Form must be completed for all external GSA information systems not integrated with GSA's ServiceNow ticketing system.
GSA Incident Response Team	<p>GSA Incident Response Team</p> <ul style="list-style-type: none"> gsa-ir@gsa.gov 202-205-0778

An important responsibility for people who first suspect a security incident is to protect the system, evidence, and the record of events from both malicious and accidental changes until an Incident Handling Team arrives. When documenting an incident, print or capture (by other means) any resource messages. To identify the IT security incident, document as much information and detail as possible (e.g., root cause, vulnerabilities exploited, or mitigation actions taken) as this may result in reducing risk to the system or enterprise. Notes should include date and time. Once the Incident Handling Team is actively engaged, systems personnel should provide on-site support as needed.

Confirmed and/or suspected incidents involving the potential loss or compromise of PII in electronic or physical form must also be reported IMMEDIATELY to the GSA IT Service Desk, who will then report the incident to the OCISO. (See [Section 5](#) for further information on incident response when PII is involved).

Note: Information about a confirmed or suspected incident should only be communicated at the direction of the Incident Response Team.

The GSA does not require unsuccessful incidents with no impact to the functional, information, or recovery impact to be reported to the GSA IT Service Desk. This includes incidents where the technical control mechanisms (e.g., firewalls) performed as expected without degradation to services. However, unsuccessful incidents can always optionally be reported if the team would like an additional review, such as persistence of attempts or an inclination it is part of something bigger.

3.1 Incident Reporting for Externally Hosted Information Systems

The GSA Incident Reporting Form shall be utilized for incident reporting for all external GSA information systems not integrated with GSA's ServiceNow ticketing system or in cases of technical difficulty involving ServiceNow. [Appendix D](#) contains instructions on completing the form.

CUI//ISVI

The incident report must be complete and, at a minimum, include the following:

- Reporter's contact information.
- Date and time the incident occurred and a complete and precise summary of the event. The more information provided, the better the chance of recovery from the incident and prevention in the future.
- Page 3 must also be completed. The POC MUST indicate if the incident affects PII.

Use good judgment and comply with the GSA's policies regarding sensitivity when sending ANY information detailing an IT incident electronically.

IMPORTANT: If the information is sensitive/CUI (IP address, access information such as an account login and password) do not include it in the form. Sensitive/CUI information should not be publicly viewed or transmitted via unencrypted email. A statement should be included explaining that the requested information is sensitive and will be provided in person or via a secured method.

Submit the completed incident report to the GSA IT Service Desk at itservicedesk@gsa.gov and copy the GSA Incident Response Team at gsa-ir@gsa.gov.

3.2 Incident Reporting for Vendor Identified Incidents (Including GSA Leases)

Incident reporting for vendor identified incidents, including GSA leases, generally follows the same procedures as reporting externally hosted information systems as outlined in [Section 3.1](#). The incident reporting form shall be utilized for reporting vendor-identified incidents. In addition to submitting the report to the GSA IT Service Desk at itservicedesk@gsa.gov and copying the GSA Incident Response Team at gsa-ir@gsa.gov, **the report must also be submitted to the Contracting Officer.**

4 GSA Incident Response Process Overview

After the initial investigation, the GSA Incident Response Team, in conjunction with the OCISO and based on guidance provided in NIST 800-61 Revision 2, "Computer Security Incident Handling Guide," CISA Federal Cybersecurity Incident and Vulnerability Response Playbook, and GSA policies, will, as necessary, declare a cyber security incident⁴.

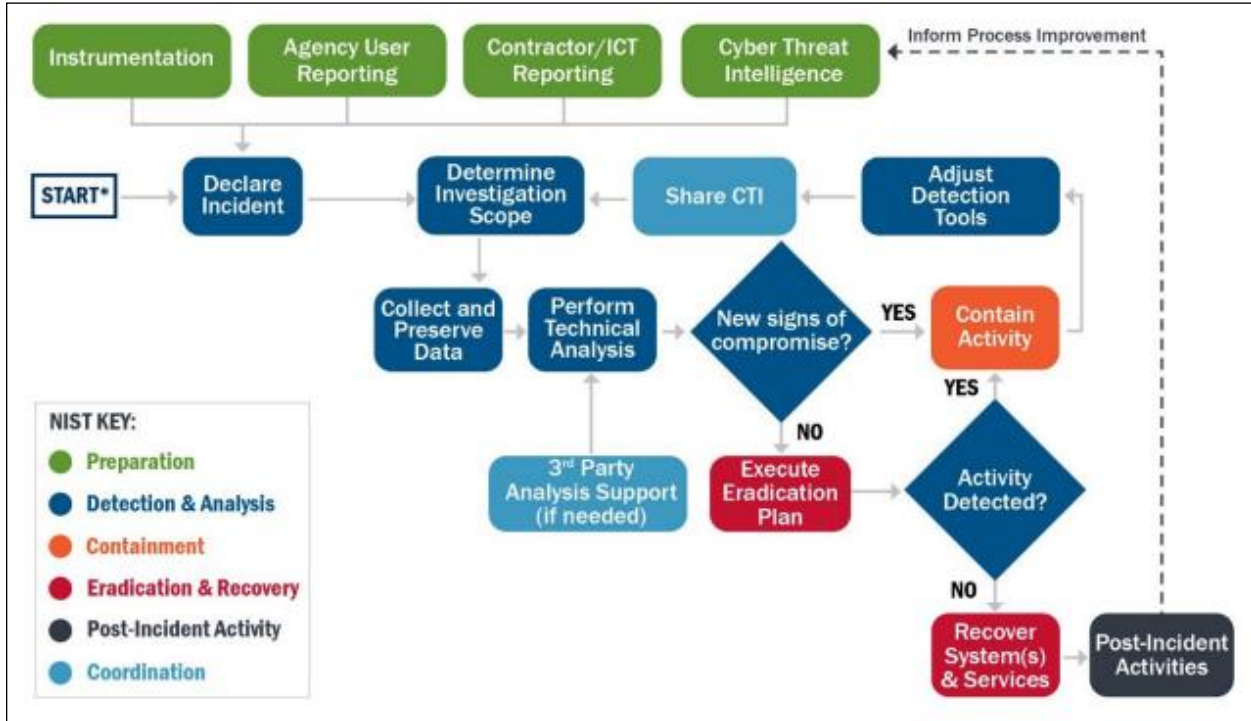
In accordance with CISA's Cybersecurity Incident & Vulnerability Response Playbooks, GSA Incident Response processes, SOPs, and policies support the six phases of incident response as illustrated in Figure 4-1 and listed below.

1. Preparation
2. Detection & Analysis
3. Containment
4. Eradication & Recovery
5. Post-Incident Activity
6. Coordination

⁴ In this context, "declaration" refers to the GSA Security Operations Center (SOC)/IR Team's identification of an incident and initiation of incident response activity in accordance with the type of incident and applicable policies and mandates.

CUI//ISVI

Specific activities associated with each phase of response, with the exception of preparation, are generally documented by type of event in the GSA Incident Response SOP document. A general discussion on the phases can be found in NIST SP 800-61 Revision 2 and in the CISA Cybersecurity Incident & Vulnerability Response Playbook.



Source: CISA

Figure 4-1. Incident Response Process

4.1 Incident Response Tier Structure and Overview

In the GSA, as in most agencies, Incident Handling is conducted on a “tiered” basis as described in Table 4-1. Tier 1 involves the initial determination whether there has been a security incident and/or further investigation is necessary. This is done by the person reporting abnormal or suspicious system activity to the ISSO. A ticket in the GSA IT Service Desk should be opened by this point. If a Help Desk or Service Desk is the origin of the response, tickets should be flagged with a break/fix or emergency identifier to ensure timely attention.

Table 4-1. Incident Handling Tiers

Tier	What	Who
Tier 1	Determine if it is an incident.	Local staff, Helpdesk/IT Service Desk, ISSO
Tier 2	Respond or Escalate to OCISO	Enterprise Staff, ISSO, ISSM
Tier 3	Report, Investigate, Respond	OCISO, Enterprise Staff

ISSOs are responsible for ensuring the security of the systems under their control. This includes the process of identifying, reporting, and responding to security events and incidents. Events identified as security related should either be addressed immediately using documented processes or the ISSO should be notified. The system staff under direction of the ISSO will

CUI//ISVI

determine if suspicious security events indicate a security incident and require further investigation. In the absence of clear guidance, the ISSO should err on the side of escalation.

Criteria indicating a need for escalation include answers to the following questions:

- Is there loss of GSA information (i.e., Federal information), especially sensitive information or PII?
- Has the integrity of GSA information been compromised? Is there damage to GSA assets?
- Could the event be the result of a failure of some security control?
- Is there evidence that several security events are related?
- Have related events been occurring over a period of time or in various locations?
- Is there evidence that more than one system or device was involved or affected by the security event(s)?
- Could further investigation prevent future security events of this kind?

If the ISSO determines that the event needs further investigation or should be classified as an incident, it is escalated to Tier 2, which is handled by the ISSO, ISSM, and the Enterprise technology team that manages the systems involved⁵. If the event is deemed serious or potentially serious, it is also escalated to Tier 3. Incidents with a functional, information, or recovery impact must be reported immediately to Tier 3.

Tier 2 response to a **non-serious incident** is to handle the incident directly without support from Tier 3 staff or the OCISO⁶. Tier 2 staff must document the incident and response, report the incident to OCISO via the ISSM as described in the previous section, remediate the problem, and restore the system before closing the ticket. Examples of non-serious incidents could include an improper usage incident that does not involve sensitive information or other systems.

However, a **serious incident** is escalated to Tier 3 (GSA Incident Response Team staff designated by the OCISO) for a coordinated response. The ISSM and OCISO will make the escalation decision based on various factors, including but not limited to the following:

- Important or significant incidents;
- Incidents with legal or political implications;
- Incidents that involve privacy information, classified information, or other federally protected information (e.g., CUI, PCI, or business sensitive data as determined by the data owner and approved by the GSA CISO and AO)
- Incidents that involve other federal agencies;
- Incidents that require security experience or resources not otherwise available.

⁵ Not all systems have Enterprise support. In cases where there is no Enterprise support service or management, the incident should immediately be escalated to Tier 3 for resolution with assistance of the OCISO staff.

⁶ Notification and reporting requirements must be followed regardless of the escalation that occurs in the three-tiered incident handling process.

CUI//ISVI

Response to serious incidents by Tier 3 usually entails assistance from Tier 1 and Tier 2 staff. Tier 2 and Tier 1 personnel should document information or evidence about the incident and the system, including users, accounts, passwords, applications, etc. that would be helpful for a Tier 3 investigation. In cases where legal action is a possibility, the case must be handled using chain of custody rules and documentation. In such cases, the OCISO should be immediately contacted for guidance.

Response staff must also ensure that any affected system is isolated. For example, it may be disconnected from the network by disconnecting the network cable. **However, the system itself should not be used, logged into, unplugged, rebooted, or in any way changed without coordination with the Tier 3 Security Operations (ISO) incident investigator.** Tier 3 staff will investigate root cause(s) and assess any damage sustained, as well as identify measures to mitigate future vulnerability to similar incidents. Once Tier 3 gives permission, Tier 2 will restore the system and return it to service.

Figure 4-2 provides a swim chart of the 3 Tiers and associated decision points.

CUI//ISVI

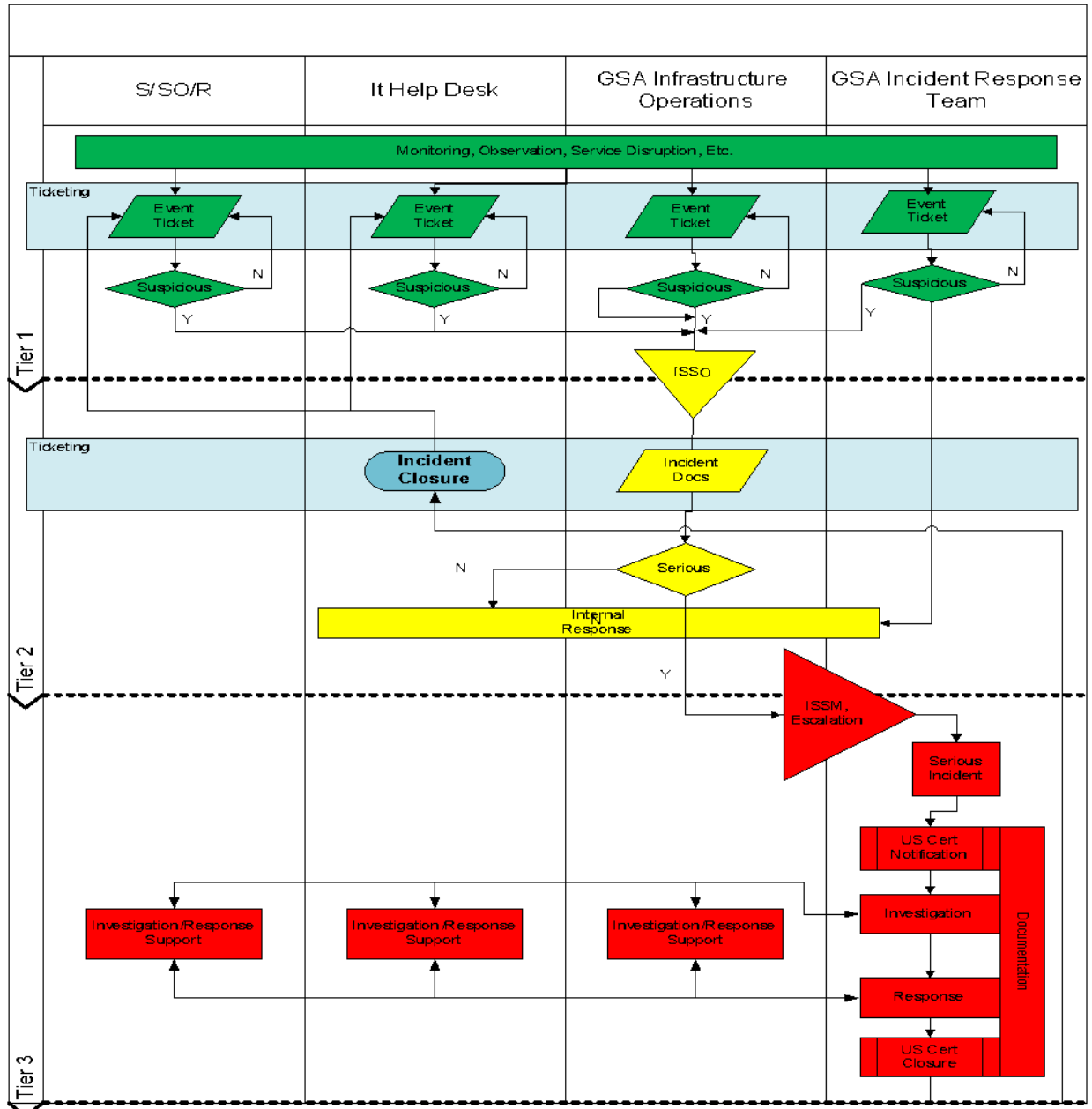


Figure 4-2. Incident Handling, Response, and Reporting Decision Process

4.2 Tier 1: Initial Determination and Reporting

4.2.1 Tier 1 Response Tasks

The Tier 1 response tasks are to:

1. Observe a suspicious event or an actual incident.
2. Open a new IT security incident ticket in ServiceNow.
3. Serve as an eyewitness to Incident Handling Teams as needed.
4. Stabilize the system using techniques appropriate to the type of incident.

CUI//ISVI

4.2.2 Tier 1 Response Team

The first responders to incidents are those who notice and report any events suggestive of a security incident. This includes end users, Help Desk or IT Services staff, system staff, the ISSO, or anyone else who is present. The first responders should report the events and suspicious activity to the GSA IT Service Desk for documentation in ServiceNow, the GSA ticketing system, and fill out the GSA Cyber Incident Response Form for the ISSO to submit.

The ISSO is responsible for coordinating a Tier 1 response. The ISSO must collect enough information from the first responders to make an accurate decision. In cases where the ISSO is not available, the GSA IT Service Desk should know the Tier 2 and Tier 3 escalation procedures and POCs for further action.

4.2.3 Objective

The Tier 1 response objective is to sort events into priority, alert the Tier 2 team of the suspected incident, provide enough information for the Tier 2 to determine the seriousness of the incident, and establish the time frame for any required actions.

4.2.4 Responsibilities

The Tier 1 response team will notify the ISSO that one or more events are suspicious and may be a part of a security incident. The Tier 1 team accurately reports events through ServiceNow, the GSA Ticketing System. The Tier 2 team observes and records unusual behavior of systems, software, or people who may be involved, and categorizes the Incident Type or Types.

4.2.5 Incident Types

The response required depends upon the type of incident. Table 4-2 describes the incident types included in the GSA Cyber Incident Reporting Form (see [Appendix D](#)).

Table 4-2. Incident Types

Incident Type	Description
Denial of Service (DoS)	An attack that successfully prevents or impairs the normal authorized functionality of networks, systems, or applications by exhausting resources. This activity includes being the victim or participating in the DoS.
Improper Usage	A person violates acceptable computing use policies.
Investigation	Unconfirmed incidents that are potentially malicious or anomalous activity deemed by the reporting entity to warrant further review.
CISA Keylogger	Entered by ISE only. Please enter all suspected keyloggers as "Malicious Code," if the alert did not come from the CISA office. This category includes any activity of logging the keys pressed via a hardware device or software application.
Lost Device	Any GSA furnished equipment (GFE) not in the possession of its assigned person
Malicious Code [Not PII]	Successful installation of malicious software (e.g., virus, worm, Trojan horse, or other code-based malicious entity) that infects an operating system or application. Agencies are NOT required to report malicious logic that has been successfully quarantined by antivirus (AV) software.

CUI//ISVI

Incident Type	Description
Phishing Attempt [No exfiltration of data]	The activity of defrauding an online account holder of financial information by posing as a legitimate company, typically by sending an email that looks as if it is from a legitimate organization, usually a financial institution, but contains a link to a fake website that replicates the real one.
PII Incident [Not Lost/Stolen]	Confirmed and/or suspected incidents involving the potential loss or compromise of Personally Identifiable Information (PII) in electronic or physical form.
Reconnaissance Activities	This category includes any activity that seeks to access or identify a federal agency computer, open ports, protocols, service, or any combination for later exploitation.
Stolen Device	Any GSA furnished equipment (GFE) in the possession of an unauthorized person
Unauthorized Access [Not PII]	In this category an individual gains logical or physical access without permission to a federal agency network, system, application, data, or other resource

4.3 Tier 2: Follow-up and Restoration

This section outlines the Tier 2 response tasks, objectives, and responsibilities.

4.3.1 Tier 2 Response Tasks

The Tier 2 response tasks are to:

1. Determine if the incident represents a serious threat.
2. Verify OCISO notification and reporting.
3. Coordinate with Tier 1 (and sometimes Tier 3) staff to handle the incident.
4. Collect the “live-state” data from suspect machines using incident response software (See [Appendix E](#)).
5. Isolate all systems that appear to be involved in Denial of Service, Malicious Code and Unauthorized Use incidents.
6. Work with Tier 3 staff, when necessary, to analyze the integrity of the affected systems.
7. Remediate vulnerabilities and restore integrity of the system.
8. Return the system to service.

4.3.2 Tier 2 Response Team

The Tier 2 responders are GSA IT Services staff who are given responsibility to respond to and recover from security incidents in coordination with the ISSO and ISSM. Tier 2 staff have excellent knowledge of the GSA enterprise network and the experience and judgment to gauge the seriousness of a potential threat to other systems in the environment.

4.3.3 Objectives

The Tier 2 response objective is to ensure the course of the response to each incident is carried out to completion. The Tier 2 responders establish a remedial action, ensure a system’s return to service, ensure incident reporting is complete, and ensure the incident is documented until closure.

CUI//ISVI

4.3.4 Responsibilities

Tier 2 responders must facilitate quick and effective response and recovery. Tier 2 responders make the call regarding the need for isolation of the system from the rest of the network, based on the seriousness of the incident and the criticality of the system.

When an incident has been escalated to Tier 3, Tier 2 responders must provide the Tier 3 staff access to evidence wherever it is in the enterprise. Tier 2 responders must either provide the raw data requested by the Tier 3 Incident Handling Team or access to the systems so that relevant evidence may be collected. Tier 2 responders should be prepared to run commands on victim systems and provide the results to the Tier 3 team. Tier 2 responders should also ensure the systems and other evidence that may be used in the investigation are protected from inadvertent or malicious damage. In serious incidents, a compromised system should be locked up or attended until Tier 3 staff are present to take custody of the evidence.

Once the evidence has been collected and a remediation plan has been agreed upon, Tier 2 staff carry out the remediation, test the system to ensure it is clean and hardened, and return the victim system(s) to service.

4.4 Tier 3: Investigation and Counteraction

This section outlines the Tier 3 response tasks, objectives, responsibilities, and forensic tools used by the Tier 3 responders.

4.4.1 Tier 3 Response Tasks

The Tier 3 response tasks are to:

1. Direct collection of data for investigation and analysis.
2. Provide technical support and leadership for the Response Team.
3. Conduct detailed analysis of all evidence.
4. Prepare a report that provides detailed description of the incident including:
 - a. Damage to Confidentiality, Integrity, and Availability of data;
 - b. Summary of attackers' methodology;
 - c. Vulnerabilities exploited;
 - d. Remedial actions; and
 - e. Proposed preventive actions.

4.4.2 Tier 3 Response Team

The Tier 3 response to security incidents is handled by the GSA Incident Response Team in the OCISO's Security Operations Division. The Tier 3 team is trained in Security Incident Response and Forensic Investigation.

4.4.3 Objectives

Tier 3 investigation seeks to understand the nature, course, and effect of the security incident. The specific level of detail should be set for each incident based on guidance from the OCISO. Tier 3 responses should, at a minimum, result in an assessment of incident prevention and the adequacy of existing security controls.

CUI//ISVI

4.4.4 Responsibilities

The Tier 3 team provides expert guidance to Tier 2 responders and conducts the investigation of the incident and its consequences. Tier 3 staff approves the remedial action and return to service (in consultation with the OCISO). Tier 3 staff must secure evidence so that a defensible investigation is possible. Finally, Tier 3 staff report the investigative findings to the OCISO. The Tier 3 response team also identifies preventative security measures to protect the enterprise against future security incidents.

4.4.5 Tools

Forensic tools for incident response are dynamically evolving, the current tools the GSA SOC/IR team uses are maintained internally by the team. See [Appendix E](#) for a listing of potential tools for investigation and forensic analysis.

The GSA OCISO forensic investigators may use various tools in the collection and analysis of evidence. When the compromise of a system is not adequately characterized or explained by the analysis of live-state evidence, the capture of disk images using bit-for-bit storage imaging software may be necessary. The analysis of the captured images may use various commercial and open-source tools.

4.5 Incident Response Plan Testing and Exercises

Incident Response Plan testing validates the content of IR plans and improves effectiveness of incident response capabilities to prepare for, respond to, manage, and recover from adverse events that may affect GSA information systems. Testing activities focus on likely scenarios informed by the threats to and the vulnerabilities in the GSA IT environment.

Consistent with NIST SP 800-53 Revision 5 control IR-03, Incident Response Testing, NIST SP 800-61 Revision 2, and this guide, FIPS-199 Moderate and High impact systems must implement annual IR testing and exercises. The IR Plan testing can be coordinated with the system's annual contingency plan testing as described in CIO-IT Security-06-29: Contingency Planning (CP). When IR and CP plan testing are coordinated a single test report may be used, however the single test report must clearly indicate that both CP and IR plans were tested and reflect the results of each.

The [GSA IT Security Forms and Aids page](#) contains both an Incident Response Plan Test Report and a System Contingency Plan Test Report Template. They can be adapted or combined to produce a single report. As necessary, the managed system's IR Plans must be updated based on lessons learned during incidents and IR Plan testing.

Enterprise-wide controls identified in this document, which include programmatic controls and processes for OCISO response to serious incidents, are tested biannually in accordance with NIST SP 800-61 and NIST SP 800-84.

4.6 Incident Response Plan Training

Personnel with Incident Response responsibilities require broader knowledge than most IT staff members as they work with many facets of IT. Personnel with Incident Response

CUI//ISVI

responsibilities require sufficient training to maintain networks, systems, and applications in accordance with the GSA security standards.

GSA information systems, including vendor owned/operated systems on behalf of the GSA, shall provide initial training to staff in their incident reporting and response responsibilities in agreement with this document when required by information system changes, and annually thereafter consistent with control requirements.

The GSA OCISO also provides training to members of the GSA Incident Response Team within 60 days of joining and annually thereafter. Follow-on annual training is integrated with biannual OCISO testing of the GSA Incident Response Plan in agreement with CIO-IT Security-01-02 (this guide). This training, which includes simulated events, ensures that team members are able to respond to and manage adverse situations involving IT, using the established procedures documented in this document and supporting standard operating procedures (SOP). Training focuses on OCISO processes for identifying and responding to incidents and using GSA enterprise IT and IT security tools. Incident response training relating to process focuses on the following activities:

- Verifying the source
- Verifying the incident
- Notifying responsible parties, including GSA management, CISA, OIG, and other law enforcement as necessary
- Forming incident handling team
- Gathering evidence
- Containing, eradicating, and recovering from the incident
- Performing follow-up activities after the incident is resolved

Members of the GSA Incident Response Team must understand how to use the tools of incident response, such as computer forensics software identified in [Appendix E](#). Refer to NIST SP 800-84, for more specific guidance in developing, conducting, and evaluating IR training activities. In addition, the Initial Agency Response Team (IART) leads annual breach response training. As necessary, IR training is updated based on the annual testing or lessons learned during incidents and annual training.

5 Incident Response Involving PII

PII incidents generally follow the same process and mitigation activities but include escalation within 1 hour to the IART as soon as potential PII is found to be at risk, in accordance with CISA guidelines (See GSA Order CIO 9297.2C CHGE 1, “GSA Information Breach Notification Policy”).

Incidents involving PII that are not “major incidents” (see [Section 9.3](#) for details) generally follow the same process and mitigation activities but include escalation within 1 hour to the IART as soon as potential PII is found to be at risk, in accordance with CISA guidelines. PII incidents include, but are not limited to, the unintentional or intentional loss of information; or unauthorized access, acquisition, modification, or disclosure of PII information whether physical or electronic.

Note: Throughout this guide information from OMB Memoranda, M-17-12, “Preparing for and Responding to a Breach of Personally Identifiable Information, and M-07-16, “Safeguarding

CUI//ISVI

Against and Responding to the Breach of Personally Identifiable Information” has been used or paraphrased, as appropriate they will be listed as a source.

5.1 Privacy Incident

A privacy incident is an occurrence involving PII that (1) actually or imminently jeopardizes, without lawful authority, the integrity, confidentiality, or availability of information or a system; or (2) constitutes a violation or imminent threat of violation of law, security policies, security procedures, or acceptable use policies (Source: OMB M-17-12)

5.2 Privacy Breach

A privacy breach is the loss of control, compromise, unauthorized disclosure, unauthorized acquisition, or any similar occurrence where (1) a person other than an authorized user accesses or potentially accesses personally identifiable information or (2) an authorized user accesses or potentially accesses personally identifiable information for other than an authorized purpose (Source: OMB M-17-12).

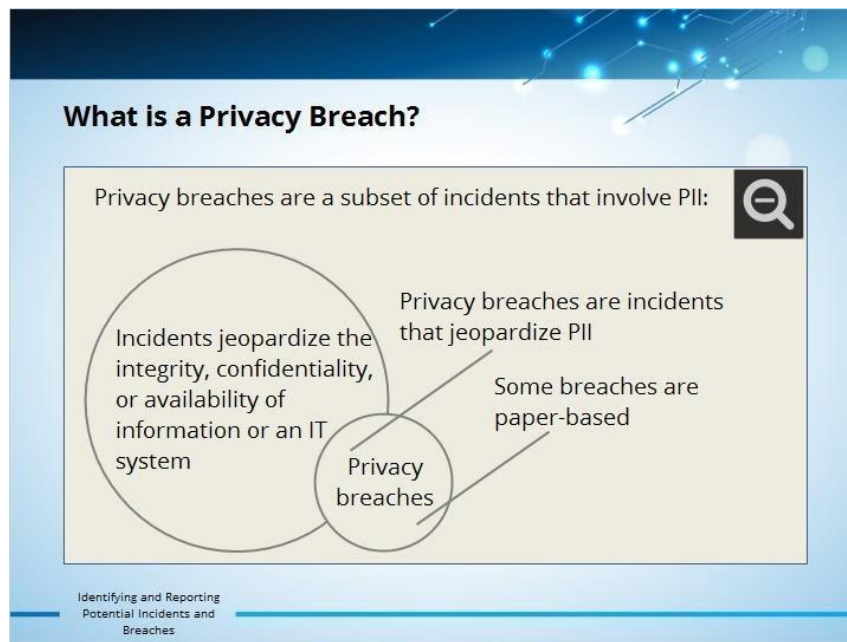


Figure 5-1. Privacy Breach Definition

5.3 Personally Identifiable Information (PII)

Per GSA Order CIO 2180.2, “GSA Rules of Behavior for Handling Personally Identifiable Information (PII),” PII is information that can be used to distinguish or trace an individual's identity, either alone or when combined with other information. Because there are many different types of information that can be used to distinguish or trace an individual's identity, the term PII is necessarily broad. The definition of PII is not anchored to any single category of information or technology. Rather, it requires a case-by-case assessment of the specific risk that an individual can be identified using information that is linked or linkable to said individual. In performing this assessment, it is important to recognize that information that is not PII can become PII. This can happen whenever additional information in any medium and from any

CUI//ISVI

source is made publicly available and, when combined with other information, enables a specific individual to be identified (e.g., name, Date of Birth (DOB), home address, home email).

5.4 Examples of Privacy Breaches

Some common examples of privacy breaches include:

- Hacker obtains PII from laptops;
- Unauthorized access to personnel files, including accessing and using PII without a legitimate government purpose;
- Papers left on a GSA printer with names, addresses and account numbers;
- Employee roster posted on portal disclosing name, personal cell phone number, and home address;
- Keylogger gains access to a computer and the owner's personal financial accounts;
- Contractor sends an email containing sensitive PII to an incorrect party; and
- Misdialing a fax number or sending a personal print job to an incorrect printer.

Privacy breaches must be confirmed, and evidence of notification provided, as necessary, within ninety (90) days of escalation to the IART, absent certain exigent circumstances (e.g., involvement of internal or external law enforcement entities, large numbers of individuals or voluminous amounts of information at risk, large numbers of address validations and/or notifications required).

5.5 Incident Response: Potential PII Compromise Process

Figure 5-2 identifies the PII Compromise Process Flow.

CUI//ISVI

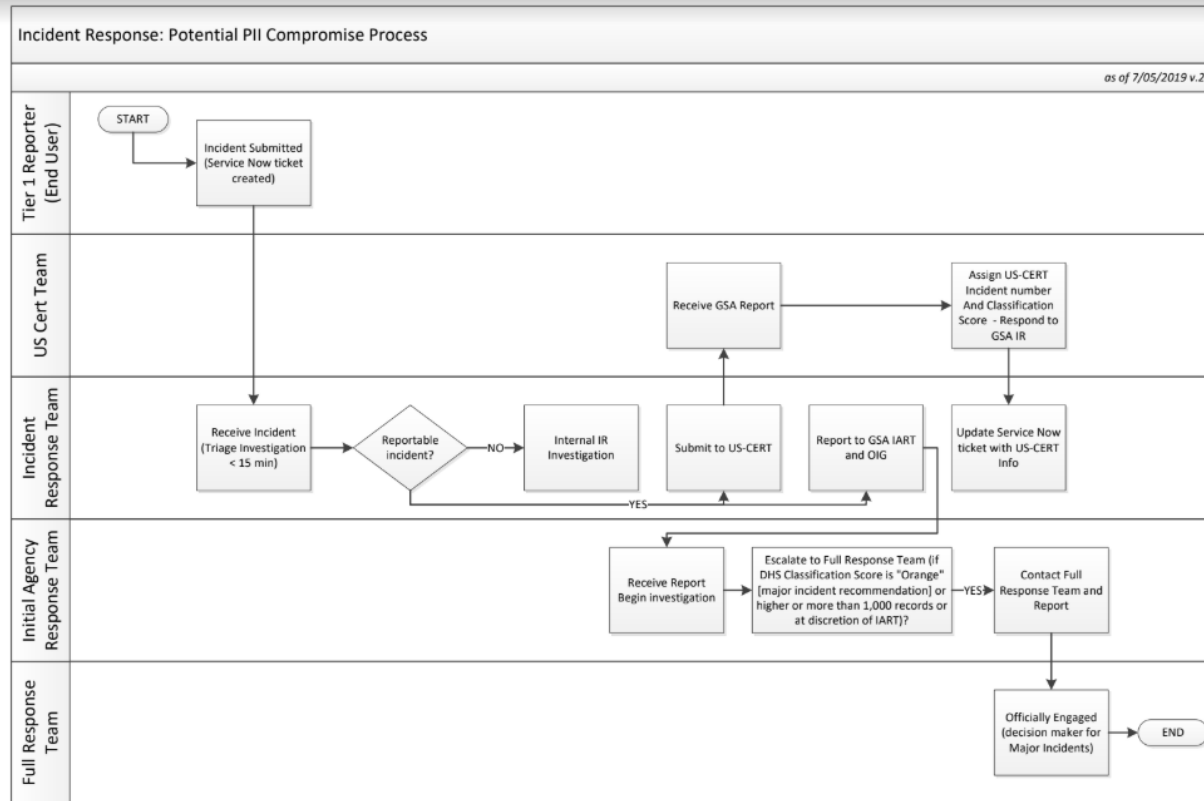


Figure 5-2. PII Compromise Flow

5.6 Methodology for Assessing the Risk of Harm

The methodology outlined in this plan is a framework that will be applied to privacy breaches involving the unauthorized disclosure, loss, or theft of PII. In determining the appropriate response many factors must be considered; specifically, the context of the privacy breach and the data that was compromised. The methodology has been constructed to be flexible and adaptable, so the response is based upon the specific facts and circumstances of each privacy breach and an analysis of the potential risk of harm to the affected individuals. The methodology ensures the GSA has consistent guidance to respond in a timely and repeatable manner by assessing each privacy breach based on standardized factors and ratings criteria.

Examples of potential harms shall be considered when assessing the risk of harm to individuals potentially affected by a privacy breach include:

1. The effect of a privacy breach of confidentiality or fiduciary responsibility;
2. The potential for blackmail;
3. The disclosure of private facts, mental pain and emotional distress, financial harm;
4. The disclosure of contact information for victims of discrimination or abuse;
5. The potential for secondary uses of the information which could result in fear or uncertainty; and/or
6. The unwarranted exposure leading to humiliation

Additionally, the Privacy Act requires agencies to protect against any anticipated threats or hazards to the security or integrity of records which could result in "substantial harm,

CUI//ISVI

embarrassment, inconvenience, or unfairness to any individual on whom information is maintained.” In addition to risks to the potentially impacted individuals, the GSA will also consider other risks relevant to the privacy breach, including risks to GSA’s systems, programs and operations, other bureaus, the Federal Government, or national security.

The person reporting the breach shall provide as much information as possible, but all staff are notified that timely reporting is just as important as completeness. Information that the IT Service Desk, IR Team, and IART ultimately seek is:

1. An inventory of all compromised data elements
2. The source of the data
3. The status of whether the data was encrypted
4. Any other special factors that need to be considered, such as if the data is being used for a specific purpose or mission

The IART will methodically assess the risk of harm in the following way:

1. **Evaluate/Examine key factors** – assess the factors in relation to the specific privacy breach
2. **Assign/Determine risk factor ratings** – rate each factor based on its potential level of risk
3. **Determine privacy breach classification** – the privacy breach is categorized into a risk code category based on the factor ratings
4. **Nature of the privacy breach**, including whether this breach was intentional and who it affects.

5.6.1 Examine Key Factors

To respond to breaches involving PII, the GSA adopts/considers all relevant factors when assessing the likely risk of harm to determine when notification should be given. The ability to accurately assess the potential risk and appropriately respond will require the examination of a privacy breach based on specific considerations for each key factor:

1. **Nature and sensitivity of the PII potentially compromised by the Breach**, including the potential harms that an individual could experience from the compromise of that type of PII. (Source: OMB M-17-12)
2. **Likelihood of Access and Use of PII**, including whether the PII was properly encrypted or rendered partially or completely inaccessible by other means. (Source: OMB M-17-12)
3. **Type of Breach**, including the circumstances of the breach, as well as the actors involved and their intent. (Source: OMB M-17-12)
4. **Number of individuals** potentially affected by the privacy breach. The magnitude of the number of affected individuals may dictate the method(s) chosen when providing notification but should not be the determining factor for whether notification should be provided. (Source: OMB M-07-16)

The IART will consider each factor when conducting a risk assessment to determine the potential likelihood of harm to the individual(s). Identifying the PII lost or disclosed and assessing the impact of the loss or disclosure are key elements that must be considered when determining if, when, and how notification will be provided to potentially affected individuals.

CUI//ISVI

5.6.2 Nature and Sensitivity of PII

OMB M-17-12 includes the following information to consider when making a risk assessment based on the nature and sensitivity of the PII.

1. **Data elements**, including an analysis of the sensitivity of each individual data element as well as the sensitivity of all the data elements together. Certain data elements are particularly sensitive and may alone present an increased risk of harm to an individual. These data elements include, but are not limited to, Social Security Numbers (SSNs), passport numbers, driver's license numbers, personally owned property, state identification numbers, bank account numbers, passwords, and biometric identifiers. Other data elements, such as date of birth, place of birth, address, and gender may not be particularly sensitive alone, but may present an increased risk when combined with other data elements.
 - a. The risk assessment should also consider information that may have been previously compromised, as well as any other available information, that when combined with the information may result in an increased risk of harm to the individuals.
 - b. The sensitivity of the data element is contextual. A data element in one context may be less sensitive than in another context. For example, theft of a database containing individuals' names in conjunction with SSNs, and/or dates of birth may pose a high level of risk of harm, while a theft of a database containing only the names of individuals may pose a lower risk.
2. **Context**, including the purpose for which the PII was collected, maintained, and used. Consider the purpose for which the PII was collected, maintained, and used. The same information in different contexts can reveal additional information about the affected individuals that may result in increased risk of harm. System of Records Notices (SORNs) and Privacy Act Statements provide transparency, in advance of collection, use, maintenance, or sharing of PII when in a system that meets the statutory definition of a "system of records" under the Privacy Act. The Privacy Act defines maintain as "includes maintain, collect, use, or disseminate" with regard to PII. These requirements impact decisions made during planning, design, development, and operation of programs and systems.
3. **Private Information**, including the extent to which the PII, in a given context, may reveal particularly private information about an individual. Evaluate the extent to which the PII constitutes information that an individual would generally keep private. Information generally kept private may not present a risk of identity theft or other criminal conduct but may pose other risks of harm such as embarrassment, blackmail, or emotional distress. Examples of private information the GSA may potentially disclose include derogatory personnel or criminal information, personal debt and finance information, or immigration status. In addition, passwords are another example of private information that if involved in a breach may present a risk of harm.
4. **Vulnerable Populations**, including the extent to which the PII identifies or disproportionately impacts a particularly vulnerable population. Consider whether the potentially affected individuals are from a particularly vulnerable population that may be at greater risk of harm than the general population. Potentially vulnerable populations

CUI//ISVI

include, but are not limited to: children, active-duty military, government officials in sensitive positions, senior citizens, and individuals with disabilities.

5. **Permanence**, including the continued relevance and utility of the PII over time and whether it is easily replaced or substituted. Consider the permanence of the PII; this includes an assessment of the relevancy and utility of the information over time and whether the information will permanently identify an individual. Some information loses its relevance or utility as it ages, while other information is likely to apply to an individual throughout his or her life. For example, a Social Security Number (SSN) can permanently identify an individual. Special consideration, based on the current and potential future uses, is warranted when a breach involves biometric information, such as fingerprints, hand geometry, retina or iris scans, and DNA or other genetic information. Specifically, an assessment of the likelihood of access and use of the PII must consider four primary factors, including: (a) security safeguards; (b) format and media; (c) duration of exposure; and (d) evidence of misuse.

5.6.3 Likelihood of Access and Use of PII

Just because data has been lost or stolen does not mean it has been or can be accessed by unauthorized individuals. This determination must be made by assessing the physical, technological, and procedural safeguards in place. Another consideration when determining the potential impact of a breach is the likelihood of access and use of the PII involved. The likelihood of harm caused by a breach involving PII can be greatly reduced if an agency minimizes the amount of PII it uses, collects, and stores. The GSA reviews its holdings of previously collected PII to determine whether the PII is still relevant and necessary for meeting the organization's business purpose and mission by an annual review.

1. **Security Safeguards**, including whether the PII was properly encrypted or rendered partially or completely inaccessible by other means. Since security safeguards may significantly reduce the risk of harm to potentially affected individuals, consider the security safeguards protecting the information even when the PII is particularly sensitive. Whether information has been or is likely to be compromised is best answered after determining what technology was in place to protect the PII. For example, information on a laptop with strong encryption is less likely to be accessed than hardcopy documents containing the same information.

Even if the information is encrypted, consider whether an individual may have the skills and resources necessary to overcome the safeguards based on the specifics of the breach and the type, value, or sensitivity of the information.

2. **Format and Media**, including whether the format of the PII may make it difficult and resource-intensive to use. Consider whether the format of the PII or the media on which it is maintained may make it difficult and resource-intensive to use or if it may be more susceptible to a crime of opportunity. For example, a spreadsheet on an unencrypted storage device does not require any special skill or knowledge to access and an individual could quickly search and identify fields, such as an SSN. Conversely, special expertise and equipment would be required to access and use information if it was located within a large volume of unstructured PII.

CUI//ISVI

3. The type, value, or sensitivity of the PII may increase the likelihood of access and use regardless of its format or media because the value of the information may outweigh the difficulty and resources needed to access the information.
4. **Duration and/or Ephemerality of Exposure**, including how long the PII was exposed. Consider the amount of time that the PII was exposed since PII that was exposed for an extended period is more likely to have been accessed or used by unauthorized users. For example, a briefcase containing PII left in a hotel lobby for an hour before being recovered is less likely to have been accessed by an unauthorized user than if it had been left for three days prior to being recovered. Similarly, PII inadvertently published to a public Internet page for an hour before being removed is less likely to have been accessed by an unauthorized user than if it had been available on the public Internet page for a week.
5. **Evidence of Misuse**, including any evidence confirming that the PII is being misused or that it was never accessed. Determine if there is evidence of misuse indicating identity theft has already occurred because of the breach or the PII is appearing in unauthorized external contexts. For example, law enforcement may confirm that PII is appearing on a website dedicated to the sale of stolen PII reflecting strong evidence of misuse. Conversely, the GSA may determine with reasonable certainty that the PII will not be misused; for example, a forensic analysis of a recovered device may reveal that the PII was not accessed (refer to CIO-IT Security-01-08, "Audit and Accountability (AU)" for more information).

5.6.4 Type of Breach

When determining the likelihood of harm, the assessment should also consider whether the information was intentionally compromised and to whom the information was disclosed. The risk of identity theft or other harm is greater if the compromised data was specifically targeted compared to the risk of data that was inadvertently disclosed, misplaced, or stolen. Even if the information was not the target of theft, it could still potentially be exploited.

1. **Intent**, including whether the PII was compromised intentionally, unintentionally, or whether the intent is unknown. Consider whether the breach was intentional or unintentional. In some situations, the intent is unknown. For example, if an employee realizes a mobile device is missing, it could have been misplaced somewhere or someone could have intentionally stolen it. A package containing PII that never arrives at the intended destinations could have been lost or may have been intentionally intercepted.

Some examples of an intentional breach include the theft of assets containing PII from a vehicle or office, the unauthorized intrusion into a GSA network that maintains PII, or an employee looking up a celebrity's file in a database without a business need. If a breach was intentional, consider whether the target of the breach was the device itself, like a mobile phone or laptop, and the compromise of the information on the device was incidental. While the risk of harm to individuals may often be lower when the information was not the target, the potential for a significant risk of harm may still exist.

2. Unintentional breaches are often the result of user error or failure to comply with GSA policies and procedures. Examples of unintentional breaches include accidentally emailing PII to the wrong email address, storing PII in a shared folder that is not properly

CUI//ISVI

access-controlled and mailing documents for two different individuals in the same envelope. The risk of harm to individuals may be lower in these types of situations than if someone intentionally targeted the information, but the breach response must consider the specific facts of the breach to assess the potential risk of harm.

3. **Recipient**, including whether the PII was disclosed to a known or unknown recipient, and the trustworthiness of a known recipient. In some cases, the GSA may know who received the compromised PII and this information may help when assessing the likely risk of harm to individuals. For example, a breach may be reported by a recipient who receives information he or she should not have which may be an indication of a lower risk of harm to individuals. Examples of recipients who could pose a lower risk include an individual with a government background investigation (e.g., HSPD-12) or under a non-disclosure agreement.

The risk of harm to the individual is considerably higher if analysis reveals the PII is under control of a group or person who is either untrustworthy or known to exploit compromised information. In some breaches, the GSA may not have any information indicating the compromised or lost PII was ever received or acquired by anyone or the identity may be unknown.

5.6.5 Number of Individuals

For fewer than 1,000 individuals impacted by a suspected or confirmed breach, the IART will make a recommendation to the Chief Information Security Officer, Office of General Counsel, and the Chief Privacy Officer, who will then make a recommendation to the SAOP.

For more than 1,000 individuals impacted the IART must report to the Full Response Team ([FRT](#)). For more than 100,000 individuals impacted by a suspected or confirmed breach, the GSA must notify OMB and Congress and classify it as a major incident (see [Section 9.3](#) for details). When considering whether notification of a breach is necessary, the IART and FRT will determine the scope of the breach, to include the types of information exposed, the number of people impacted, and whether the information could potentially be used for identity theft or other similar harms.

5.6.6 Determine Risk Factor Rating and Classify the Breach

During each PII incident, the known facts must be carefully examined and reasonable inferences drawn to understand the incident in context. The sensitivity of the PII and the likelihood of its misuse must be ascertained to determine whether notification to the affected individuals will provide a meaningful protection against the perceived risk of harm.

The result of the risk assessment is a classification of the PII breach into a risk assessment category based on those factors.

5.6.7 Mitigating Risk of Harm

After assessing the risk of harm to individuals potentially affected by a breach, the GSA will determine how best to mitigate the identified risks. Because each breach is fact-specific, the decision of whether to offer guidance or provide services to individuals will depend on the circumstances of the breach and the assessed risk. The GSA has access to a variety of identity protection services (IPS) covering both routine protection services that include consumer credit

CUI//ISVI

reports and address verification reports; and credit risk assessments and recovery services involving suspected or actual breaches of sensitive PII. The GSA has issued governmentwide Federal Supply Schedule (FSS), Blanket Purchase Agreements (BPAs) to provide these services, which may be used based on the result of the risk analysis.

5.6.8 Notification and/or Guidance

When determining how to mitigate the risk of harm to individuals potentially affected by a breach, the GSA will consider what guidance to provide to those individuals about how they may mitigate their own risk of harm. For example, the GSA may advise individuals to change passwords and encourage the use of multi-factor authentication for account access. These types of countermeasures, tailored to specific breach scenarios, may not always prevent harm, but they can help to limit or reduce the risk of harm to potentially affected individuals.

6 Best Practices

An incident usually starts with ambiguous information that must be interpreted and enhanced to be useful in response. It is important to prepare a methodology to efficiently collect and process the right information to support decision making and support the actions that must follow to contain, remediate, and close the incident.

6.1 Key Questions to Ask

This section outlines a series of questions that can help define and refine the information needed to make appropriate decisions.

6.1.1 Is it an incident or a false positive?

NIST 800-61 defines a false positive as “an alert that incorrectly indicates that malicious activity is occurring.” Validate information and support it with corroborating evidence. Odd or unexpected behavior of applications may indicate a security problem but should be supported by other evidence that confirms a violation of security policy. A useful form of corroboration uses existing events to infer the existence of some other piece of evidence that must still be gathered. If that piece of evidence is present, the suspicion is supported.

6.1.2 Is the incident still in progress?

Incidents that are in progress must be handled especially carefully and quickly. In certain circumstances the system can be left connected during the investigation. However, this presents both opportunity and danger. Highly valuable data about the intruder and the security incident can be captured during the live events, particularly if network traffic can be captured and analyzed. On the other hand, there is potential that additional damage can be done while the responders observe. Leaving the system connected should only be done where protection of the GSA network and systems can be assured. However, if live incidents can be observed safely, the information gathered may be very useful in protecting the systems from future attacks. In all cases a “Live Response” should be conducted whether the system is isolated or connected. The system should not be powered down or rebooted until the Incident Handling Team has extracted all data needed from the system.

CUI//ISVI

6.1.3 What is the extent of the incident? Does it involve more than one device?

Depending on the seriousness of the incident and the data involved, an incident can be remediated very quickly. However, the responders need to be sure that they understand the scope of the incident. For example, if the incident involves network connections, these connections could be used to involve other systems within GSA networks. The network security staff should be engaged to help identify traffic that might indicate such connections.

6.1.4 Why is it in this particular device and how did it get there?

Determining the source of the incident and the process whereby it reached the victim device is crucial to preventing similar future exploits. The GSA has security controls in place that should prevent incidents. The incident is an indicator that some control is not sufficient to protect the system and needs to be reevaluated or reengineered.

7 IR Team Live Response

Response staff must ensure that any affected system is isolated; for example, it may be disconnected from the network by disconnecting the network cable. **However, the system itself should not be used, logged into, unplugged, rebooted, or in any way changed without coordination with the Tier 3 ISO incident investigator.** The GSA Incident Response Team will evaluate the incident and determine whether to conduct a live response.

Many workstations and servers on the GSA network are running versions of Windows. Live response may involve the GSA Incident Response Team executing a local response script or may be done remotely using a tool such as FireEye HX. HX helps the GSA detect, respond, and contain advanced attacks, such as the APT techniques related to Windows systems. Using HX, security teams can determine whether there has been a compromise, determine how an attacker breached their defenses, and determine what systems are involved. HX identifies signs of attacker activity and detects malware and its behavior.

In addition, live response can be conducted locally for Windows systems using FireEye HX. This tool provides the Incident Response team the ability to acquire and/or analyze memory images and live systems. FireEye HX can include the paging file in its analysis. The GSA Incident Response Team can also retrieve live state information from other platforms, including Unix/Linux systems, using appropriate tools.

8 OCISO Response to Serious Incidents

8.1 Step 1: Verify the Source

Determine whether the source of the initial IT incident information is an internal staff member or outside of the GSA (e.g., contractor or former employee).

8.2 Step 2: Verify the Incident

Verify the security incident directly, if possible. Ensure that the IT incident is not a harmless misunderstanding or hoax. Beware of false alarms and other activities that may resemble something serious.

CUI//ISVI

8.3 Step 3: Notify Other Parties

8.3.1 CISA

The GSA OCISO provides the CISA United States Computer Emergency Readiness Team (US-CERT) with incident reports for all GSA incidents as defined in [Section 9](#) of this guide.

8.3.2 Other Organizations

Determine if the incident affects other services or organizations. If so, establish a contact list for notification. This step will also aid the OCISO in determining whether legal counsel or law enforcement involvement is warranted.

8.3.3 GSA Management

The GSA OCISO is responsible for notifying agency management including the AO, the GSA CIO, and the GSA Administrator about serious incidents. The GSA SAOP will be notified of all incidents that involve PII. All incidents involving data breaches which could result in identity theft are coordinated through the GSA OCISO and the GSA Initial Agency Response Team per CIO 9297.2C, CHGE 1.

Note: The required controls to protect government-furnished mobile devices (i.e., full disk encryption, automatic wipes after failed access attempts) are sufficient such to prevent unauthorized access to these devices. Therefore, these incidents will not require reporting to the GSA Initial Agency Response Team, even if PII is reported to be on the device. Reports will be sent to external organizations as identified in this section.

8.3.4 GSA Inspector General

After an incident is reported to the OCISO, the following criteria are used to analyze the incident to determine if it should be reported to the Inspector General (IG).

8.3.4.1 Activities to Report

The OCISO shall promptly notify the OIG of the following types of incidents:

- Potential criminal activity, which includes but is not limited to, computer or software theft, mobile device theft, child pornography, drug dealings, stealing or altering sensitive data, death threats or harassing the public through computer access;
- Improper Usage incidents;
- Stolen mobile devices; and/or
- Any other incident that is forwarded to CISA.

The GSA OIG will coordinate further reporting to other law enforcement authorities with jurisdiction. If an incident is determined to be reportable to the OIG, the OCISO will contact the OIG at OIG.CERT.Alert@gsaig.gov. If the OIG takes the investigation, the OCISO will assist the OIG, as needed. If the OIG does not take the investigation, the OCISO will handle the incident utilizing the GSA Incident Handling Procedures.

CUI//ISVI

8.3.4.2 Activities Not to Report

All Denial of Service, Malicious Code, Scans/Probes/Attempted Access incidents, or simple loss of mobile devices and/or laptop computers that do not contain PII. If an incident is determined to be reportable to the IG, the OCISO will communicate this through agreed upon channels.

8.3.5 Reporting Major Incidents to U.S. Congress

The Federal Information Security Modernization Act (FISMA) of 2014 requires Federal Departments/Agencies (D/As) to report “major incidents” to the U.S. Congress within seven days of detection. Escalation of incidents to the Full Response Team by the GSA Incident Response Team can occur in one of following ways:

- Analysis determines the incident is at the High (Orange) level in accordance with the CISA National Cyber Incident Scoring System (NCISS) (see [Section 9.2.1](#))—CISA recommends such incidents be classified as major; or,
- More than 100,000 PII records are affected; or,
- At the discretion of the GSA Incident Response Team based on its analysis of the factors included in NCISS (see [Section 9.1](#)).

PII incidents escalated to the Full Response Team for major incident determination will be analyzed for both PII factors as well as non-PII factors and, as identified in [Section 5](#). Membership of the Full Response Team is outlined in [Appendix D](#).

8.3.6 Reporting Incidents to the Office of Mission Assurance’s Insider Threat Program

The OCISO will also notify the Office of Mission Assurance (OMA) upon notification of the GSA OIG (as identified in [Section 8.3.4](#)), as agreed upon between the GSA Incident Response Team and OMA’s Insider Threat Program as outlined in GSA Order ADM 2400.1B, “Insider Threat Program.” Any changes to this process will be agreed upon by both OMA and the GSA Incident Response Team.

8.3.7 Reporting Incidents to the Contracting Officer

If the OCISO identifies that a GSA contractor associate willfully violated a GSA IT security policy, the GSA Incident Response Team will inform the Contracting Officer in addition to the required reporting to the GSA OIG. Other incidents will be reported to the Contracting Officer at the discretion of the GSA Incident Response Team.

8.3.8 Reporting Incidents to the OCISO Cyber Supply Chain Risk Management Program

The OCISO has established a Cyber Supply Chain Risk Management (C-SCRM) Program within the Identity, Credential, Access Management (ICAM) Shared Services Division (ISI). Any IT security incident that involves a potential compromise of the supply chain for any GSA system or data is forwarded to isi-federal@gsa.gov. ISI will coordinate with the Incident Response Team and ensure that other entities within the GSA or outside the GSA are informed, as required.

CUI//ISVI

8.4 Step 4: Form Incident Handling Team

The OCISO maintains the capability for Tier 3 response to security incidents. The GSA Incident Response Team is empowered to be the Incident Commanders, responsible for directing and managing GSA cybersecurity incidents in accordance with FY CIO FISMA Metrics. Tier 3 may require expertise from managers, technical staff, and security personnel. Tier 3 provides coordination when and if the involvement of legal counsel or law enforcement is necessary (e.g., FBI, GSA OIG). Identified personnel participating on the Incident Handling Team should be notified immediately once an incident has been confirmed. For PII incidents, Tier 3 will provide support to the Initial Agency Response Team or Full Agency Response Team in accordance with CIO 9297.2C CHGE 1. In addition, if the incident is a major incident, Tier 3 will support the Full Response Team, as requested by the Security Operations Division Director.

The OCISO maintains a contract for 24x7 secure operations/incident response support that is available to assist with Tier 3 incident handling. The incident support contractor can be deployed at the discretion of the CISO to assist in incident response activities. The OCISO will put forth a best effort to coordinate the incident response activities with the affected systems' ISSO and ISSM. Additional information regarding this process is available by contacting the OCISO.

8.5 Step 5: Gather Evidence

The Tier 3 staff should develop a plan to collect and analyze evidence needed in the Incident response. Data and other evidence must be gathered and preserved as soon as possible. Evidence gathering generally involves the following activities:

- Question personnel involved as soon as the incident has been verified as factual. Anyone located in the area where the incident occurred is a potential witness to related activity and should be questioned.
- Collect other forms of evidence (e.g., audit logs and videos from security cameras) that correspond to the date of the IT incident.
- Carefully protect and keep confidential all evidence collected; for example, redacting the name(s) of individual(s) who report, are affected or who may have caused an incident from communications and reports.
- Establish and maintain a chain of custody for the evidence.

8.6 Step 6: Contain, Eradicate, and Recover from the Incident

The purpose of containing an incident is to limit the spread and impact of an incident. The Tier 3 Incident Handling Team (in conjunction with the Tier 1 and Tier 2 staff) must decide what containment strategy to use based on the type of incident. For some types of incidents, the Incident Handling Team will also need to remove or disable compromised elements of the system. Finally, the Incident Handling Team will need to restore the system to normal operations in addition to correcting any vulnerability that allowed the incident to occur.

The OCISO will be responsible for monitoring the status of a security incident until the security incident is resolved and normal business operations are safely restored.

8.7 Step 7: Follow-up after the Incident is Resolved

Under the direction of the OCISO, the ISSM must verify that the incident is, in fact, adequately resolved and normal business operations have indeed resumed. With the help of the OCISO,

CUI//ISVI

the ISSM of the affected resource will determine what, if any, new preventive measures should be implemented to guard against the recurrence of a similar security incident and to ensure prompt detection and response.

If required, remediation tasks should be entered in the affected resource's Plan of Action and Milestones (POA&M). Follow-up reports should include the original information submitted and any additional information discovered through ongoing investigations. All information related to the incident should be retained for three years. The National Archives and Records Administration (NARA) General Records Schedule (GRS) 3.2, specifies that "computer security incident handling, reporting and follow-up records" should be destroyed "3 years after all necessary follow-up actions have been completed."

All relevant security documentation (e.g., the System Security and Privacy Plan—SSPP) should be revised, if necessary.

9 Federal Incident Reporting Guidelines

CISA coordinates defense against and responses to cyberattacks. Notifying CISA of a computer security incident is mandatory when the confidentiality, integrity, or availability of a Federal Government information system has been potentially compromised. Notification of incidents which have no potential functional or information impact such as passive scans, attempted access, or thwarted exploits may be submitted to CISA voluntarily. However, CISA has asked that encrypted lost or stolen devices and unsuccessful phishing attempts⁷ no longer be reported to CISA as incidents. CISA has updated its [reporting requirements](#) to the following:

Notification Requirement: Agencies must report information security incidents, where the confidentiality, integrity, or availability of a federal information system of a civilian Executive Branch agency is potentially compromised, to the CISA with the required data elements, as well as any other available information, within one hour of being identified by the agency's top-level Computer Security Incident Response Team (CSIRT), Security Operations Center (SOC), or information technology department. In some cases, it may not be feasible to have complete and validated information for the section below (Submitting Incident Notifications) prior to reporting. Agencies should provide their best estimate at the time of notification and report updated information as it becomes available. Events that have been found by the reporting agency not to impact confidentiality, integrity or availability may be reported voluntarily to CISA; however, they may not be included in the FISMA Annual Report to Congress.

The GSA will put forth a best effort to report all mandatory incidents within one-hour of notification to the GSA Incident Response Team and provide all available information. The GSA will not delay reporting to provide further details (i.e., root cause, vulnerabilities exploited, or mitigation actions taken) as this may result in high risk to the system or enterprise. If the cause of the incident is later identified, the threat vector may be updated in a follow-up report.

CISA has directed agencies to determine their own thresholds for identifying "potential" impact to confidentiality, integrity, or availability. Based on this guidance, the GSA Incident Response Team defines potential incidents as those in which there is reason to suspect that an impact to confidentiality, integrity, or availability has occurred or will occur imminently. This would exclude

⁷Unsuccessful phishing attempts may be sent to phishing-report@us-cert.gov, in which there will be an automated process for CISA to extract indicators and the GSA IR team will voluntarily do this, as detailed in [Section 9](#).

CUI//ISVI

the reporting of vulnerabilities in which there is no evidence of exploitation (i.e., a vulnerable condition). Common scenarios handled by the GSA Incident Response team and the scenarios in which reporting requirements are triggered are documented in Incident Response Standard Operating Procedures.

9.1 CISA Impact Classification

Incidents may affect multiple types of data. Therefore, when classifying an incident, the GSA may select multiple options to identify the information impact. Incidents with a potential functional, information, or recovery impact must be IMMEDIATELY reported to the GSA IT Service Desk and/or the OCISO. Details of the reporting process are provided in [Section 3](#). Information provided in [Appendix C](#) helps to identify the impact of the incident. The terms “[classified information](#)” and “[proprietary information](#)” are defined in the NIST Computer Security Resource Center’s Glossary. The term “personally identifiable information” is defined in OMB M-17-12.

Note: Incidents involving non-cyber PII exposure spillages (i.e., unsecured hard copies) must be reported to CISA. However, non-cyber incidents that do not involve PII should not be reported to CISA.

9.1.1 CISA Threat Vectors

To clearly communicate incidents throughout the Federal Government and supported organizations, it is necessary for government incident response teams to adopt a common set of terms and relationships between those terms. All elements of the Federal Government should use the common taxonomy outlined in Table 9-1.

Table 9-1 is a high-level set of concepts and descriptions developed from guidance in NIST SP 800-61 Revision 2. the GSA, as a Federal civilian agency, must utilize the following threat vectors taxonomy when sending cybersecurity incident notifications to CISA. CISA provides the following guidance for use:

Note: Incidents may affect multiple types of data; therefore, Federal Government departments and agencies (D/As) may select multiple options when identifying the information impact. The security categorization of federal information and information systems must be determined in accordance with FIPS Publication 199. Specific thresholds for loss-of-service availability (e.g., all, subset, loss of efficiency) must be defined by the reporting organization. Contact your Security Office for guidance on responding to classified data spillage.

CUI//ISVI

Table 9-1. Federal Threat Vector Taxonomy

Threat Vector	Description	Example
Unknown	Cause of attack is unidentified.	This option is acceptable if cause (vector) is unknown upon initial report. The threat vector may be updated in a follow-up report.
Attrition	An attack that employs brute force methods to compromise, degrade, or destroy systems, networks, or services.	Denial of Service intended to impair or deny access to an application; a brute force attack against an authentication mechanism, such as passwords or digital signatures.
Web	An attack executed from a website or web-based application.	Cross-site scripting attack used to steal credentials, or a redirect to a site that exploits a browser vulnerability and installs malware.
Email	An attack executed via an email message or attachment.	Exploit code disguised as an attached document, or a link to a malicious website in the body of an email message.
External/Removable Media	An attack executed from removable media or a peripheral device.	Malicious code spreading onto a system from an infected USB flash drive.
Impersonation/Spoofing	An attack involving replacement of legitimate content/services with a malicious substitute.	Spoofing, man in the middle attacks, rogue wireless access points, and SQL injection attacks all involve impersonation.
Improper Usage	Any incident resulting from violation of an organization's acceptable usage policies by an authorized user, excluding the above categories.	User installs file-sharing software, leading to the loss of sensitive / CUI data; or a user performs illegal activities on a system.
Loss or Theft of Equipment	The loss or theft of a computing device or media used by the organization.	A misplaced laptop or mobile device.
Other	An attack does not fit into any other vector	

9.2 CISA Cause Analysis

The threat vector decision tree shown in Figure 9-1 is used to identify the appropriate threat vector.

CUI//ISVI

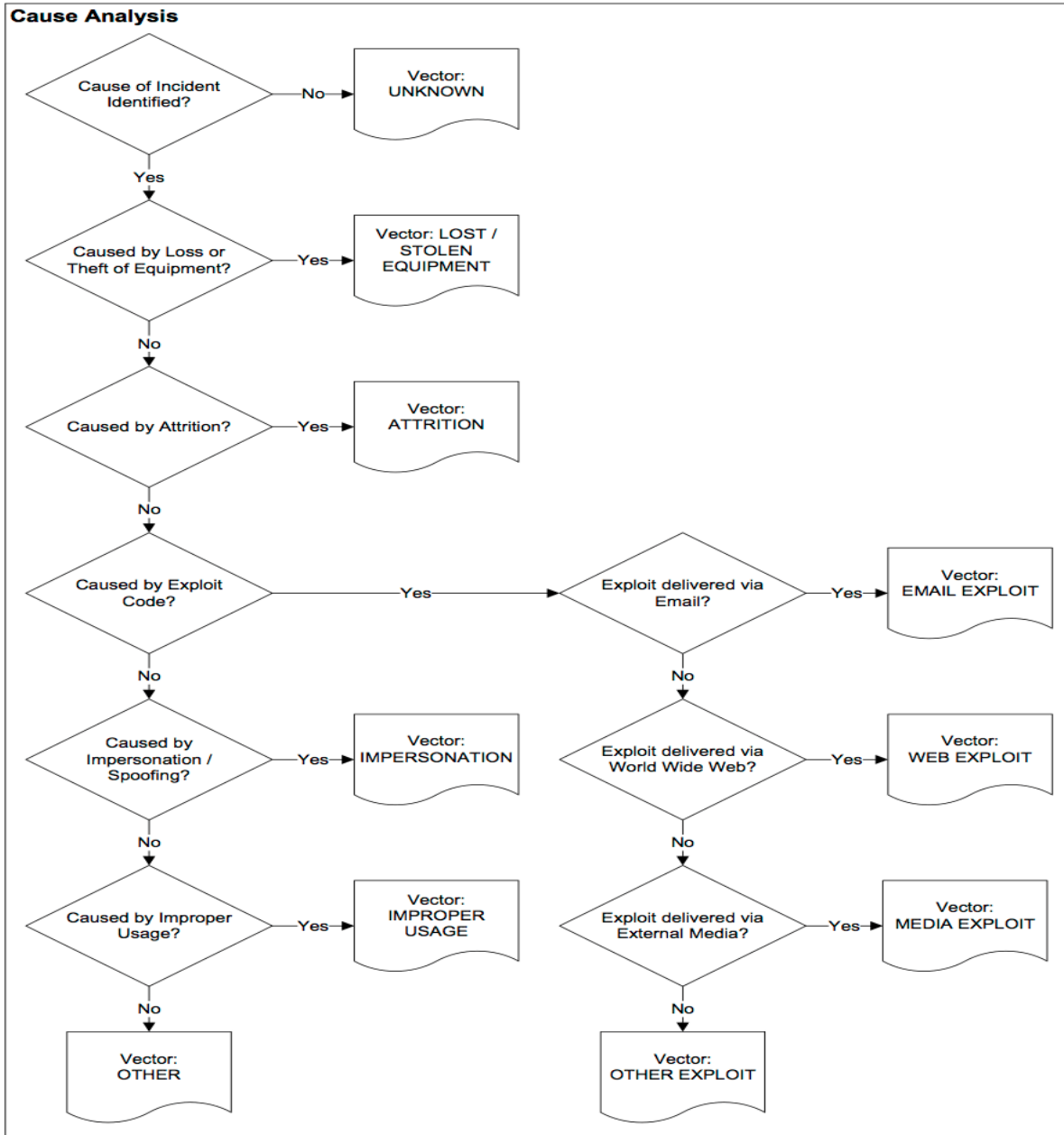


Figure 9-1. Incident Handling Tiers

9.2.1 CISA Incident Attributes

To support the assessment of national-level severity and priority of cyber incidents, including those affecting private-sector entities, CISA will analyze the following incident attributes utilizing the NCISS:

- Functional impact
- Information impact
- Recoverability
- Location of observed activity
- Observed activity

CUI//ISVI

- Actor characterization
- Cross-sector dependency, and
- Potential impact.

CISA Note: Agencies are not required or expected to provide Actor Characterization, Cross-Sector Dependency, or Potential Impact information. These are assessed independently by CISA incident handlers and analysts. Additionally, Observed Activity is not currently required and is based on the attack vector, if known, and maps to the Office of the Director of National Intelligence’s (ODNI) Cyber Threat Framework.

This information will be utilized to calculate a severity score according to the NCISS. The NCISS aligns with the priority levels of the Cyber Incident Severity Schema (CISS):

- **Emergency (Black):** Poses an imminent threat to the provision of wide-scale critical infrastructure services, national government stability, or the lives of U.S. persons.
- **Severe (Red):** Likely to result in a significant impact to public health or safety, national security, economic security, foreign relations, or civil liberties.
- **High (Orange):** Likely to result in a demonstrable impact to public health or safety, national security, economic security, foreign relations, civil liberties, or public confidence.
- **Medium (Yellow):** May impact public health or safety, national security, economic security, foreign relations, civil liberties, or public confidence.
- **Low (Green):** Unlikely to impact public health or safety, national security, economic security, foreign relations, civil liberties, or public confidence.
- **Baseline – Minor (Blue):** Highly unlikely to affect public health or safety, national security, economic security, foreign relations, civil liberties, or public confidence.
- **Baseline – Negligible (White):** Unsubstantiated or inconsequential event.

The following incident attribute definitions are taken from the NCISS.

Table 9-2. Incident Attribute Definitions

Attribute Category	Attribute Definitions
Location of Observed Activity: Where the observed activity was detected in the network.	LEVEL 1 – BUSINESS DEMILITARIZED ZONE – Activity was observed in the business network’s demilitarized zone (DMZ). These systems are generally untrusted and are designed to be exposed to the Internet.
	LEVEL 2 – BUSINESS NETWORK – Activity was observed in the business or corporate network of the victim. These systems would be corporate user workstations, application servers, and other non-core management systems.
	LEVEL 3 – BUSINESS NETWORK MANAGEMENT – Activity was observed in business network management systems such as administrative user workstations, active directory servers, or other trust stores.
	LEVEL 4 – CRITICAL SYSTEM DMZ – Activity was observed in the DMZ that exists between the business network and a critical system network. These systems may be internally facing services such as SharePoint sites, financial systems, or relay “jump” boxes into more critical systems.

CUI//ISVI

Attribute Category	Attribute Definitions
	<p>LEVEL 5 – CRITICAL SYSTEM MANAGEMENT – Activity was observed in high-level critical systems management such as human-machine interfaces (HMIs) in industrial control systems.</p> <p>LEVEL 6 – CRITICAL SYSTEMS – Activity was observed in the critical systems that operate critical processes, such as programmable logic controllers in industrial control system environments.</p> <p>LEVEL 7 – SAFETY SYSTEMS – Activity was observed in critical safety systems that ensure the safe operation of an environment. One example of a critical safety system is a fire suppression system.</p> <p>UNKNOWN – Activity was observed, but the network segment could not be identified.</p>
Actor Characterization	The type of actor(s) involved in the incident (if known). This element is not selected by the reporting entity.
Cross-Sector Dependency	A weighting factor that is determined based on cross-sector analyses conducted by the DHS Office of Critical Infrastructure Analysis (OCIA). This element is not selected by the reporting entity.
Potential Impact	An estimate of the overall national impact resulting from a total loss of service from the affected entity. This element is not selected by the reporting entity.

CISA Note: Agencies are not required or expected to provide Actor Characterization, Cross-Sector Dependency, or Potential Impact information. These are assessed independently by CISA incident handlers and analysts. Additionally, Observed Activity is not currently required and is based on the attack vector, if known, and maps to the ODNI Cyber Threat Framework.

9.3 Major Incident Definition and Requirements

FISMA requires the Office of Management and Budget (OMB) to define a major incident and directs agencies to report major incidents to Congress within seven (7) days of identification. OMB-25-04, “Fiscal Year 2025 Guidance on Federal Information Security and Privacy Management Requirements” defines a major incident as EITHER:

Any incident that is likely to result in demonstrable harm to the national security interests, foreign relations, or the economy of the United States or to the public confidence, civil liberties, or public health and safety of the American people.⁸ Agencies should determine the level of impact of the incident by using the existing incident

⁸ Using the CISA Cyber Incident Scoring System, this includes Level 3 events (orange), defined as those that are "likely to result in a demonstrable impact to public health or safety, national security, economic security, foreign relations, civil liberties, or public confidence"; Level 4 events (red), defined as those that are "likely to result in a significant impact to public health or safety, national security, economic security, foreign relations, or civil liberties"; and Level 5 events (black), defined as those that "pose an imminent threat to the provision of wide-scale critical infrastructure services, national government stability, or the lives of US persons."

CUI//ISVI

management process established in National Institute of Standards and Technology (NIST) Special Publication (SP) 800-61, "Computer Security Incident Handling Guide."

OR,

A breach that involves personally identifiable information (PII) that, if exfiltrated, modified, deleted, or otherwise compromised, is likely to result in demonstrable harm to the national security interests, foreign relations, or the economy of the United States, or to the public confidence, civil liberties, or public health and safety of the American people.⁹

Agencies should determine the level of impact of the incident by using the existing incident management process established in NIST SP 800-61, Computer Security Incident Handling Guide, and are encouraged to use the CISA NCISS, which is outlined in [Section 9.2](#). Appropriate analysis of the incident will be done by the Full Response Team (see [Appendix D](#) for details), which will be led by the CISO for major non-privacy incidents and the SAOP for major PII incidents. The definition above leverages the NCISS and therefore creates uniformity in terminology and criteria utilized by agencies and CISA incident responders.

According to CISA, the impacted agency is ultimately responsible for determining if an incident should be designated as major and may consult with CISA to make this determination. Additionally, if CISA determines that an incident meets the criteria for High (Orange) on the Cyber Incident Severity Schema (see [Section 9.2.1](#)), it will suggest that the agency designate that incident as a major incident. Other incidents can be escalated at the GSA Incident Response Team's discretion.

9.3.1 A Privacy Breach that Constitutes a Major Incident

According to OMB M-25-04 "Fiscal Year 2025 Guidance on Federal Information Security and Privacy Management Requirements", a privacy breach constitutes a "major incident" when it involves PII that, if exfiltrated, modified, deleted, or otherwise compromised, is likely to result in demonstrable harm to the national security interests, foreign relations, or economy of the United States, or to the public confidence, civil liberties, or public health and safety of the American people.¹⁰ An unauthorized modification of,¹¹ unauthorized deletion of,¹² unauthorized exfiltration of,¹³ or unauthorized access to¹⁴ 100,000 or more individuals' PII constitutes a "major incident."

⁹ The analysis for reporting a major breach to Congress is distinct and separate from the assessment of the potential risk of harm to individuals resulting from a suspected or confirmed breach. When assessing the potential risk of harm to individuals, agencies should refer to OMB M-17-12.

¹⁰ The analysis for reporting a major breach to Congress is distinct and separate from the assessment of the potential risk of harm to individuals resulting from a suspected or confirmed breach. When assessing the potential risk of harm to individuals, agencies should refer to OMB M-17-12.

¹¹ Unauthorized modification is defined as the act or process of changing components of information and/or information systems.

¹² Unauthorized deletion is defined as the act or process of removing information from an information system.

¹³ Unauthorized exfiltration is defined as the act or process of obtaining, without authorization or in excess of authorized access, information from an information system without modifying or deleting it.

¹⁴ Unauthorized access is defined as the act or process of logical or physical access without permission to Federal agency information, information system, application, or other resource.

CUI//ISVI

9.3.2 Congressional Reporting of Major Incidents

According to OMB M-25-04 agencies must notify appropriate Congressional Committees per FISMA 2014 of a "major incident" no later than seven (7) days after the date on which the agency determined that it has a reasonable basis to conclude that a "major incident" has occurred.¹⁵ This report should take into account the information known at the time of the report, the sensitivity of the details associated with the incident, and the classification level of the information. When a "major incident" has occurred, the agency must also supplement its initial seven (7) day notification to Congress with pertinent updates within a reasonable period of time after additional information relating to the incident is discovered. This supplemental report must include summaries of:

- The threats and threat actors, vulnerabilities, and impacts relating to the incident;
- The risk assessments conducted of the affected information systems before the date on which the incident occurred;
- The status of compliance of the affected information systems with applicable security requirements at the time of the incident; and
- The detection, response, and remediation actions.

Although agencies may consult with DHS CISA on whether an incident is considered a "major incident," it is ultimately the responsibility of the impacted agency to make this determination.

9.3.3 Congressional Reporting of a Privacy Breach

According to OMB M-25-04, agencies must notify appropriate Congressional Committees per FISMA 2014 no later than seven (7) days after the date on which there is a reasonable basis to conclude that a breach that constitutes a "major incident" has occurred. In addition, agencies must also supplement their initial seven (7) day notification to Congress with a report no later than 30 days after the agency discovers the breach. This supplemental report must include:

- A summary of information available about the breach, including how the breach occurred, based on information available to agency officials on the date which the agency submits the report;
- An estimate of the number of individuals affected by the breach, including an assessment of the risk of harm to affected individuals, based on information available to agency officials on the date on which the agency submits the report;
- A description of any circumstances necessitating a delay in providing notice to affected individuals; and
- An estimate of whether and when the agency will provide notice to affected individuals.

9.4 OCISO's Incident Reporting Responsibilities

The OCISO is responsible for all communications regarding the incident with CISA and other external U.S. Agencies and Departments. The OCISO will notify and coordinate as necessary with other GSA officials. The OCISO submits the GSA Cyber Incident Reporting information to CISA and to the OIG, as necessary. Some potentially sensitive or Privacy Act protected information related to the individuals reporting, involved, or affected by an incident may be

¹⁵ This reporting is limited to the time after major incident determination and not just the detection of the incident, it is expected that an agency will take some time to determine if an incident or breach reaches the threshold to be considered "major."

CUI//ISVI

redacted from communications or reports as a precaution. Such information is available by request from CISA or the OIG, as necessary.

9.5 OCISO's Threat Awareness Program

It is becoming more likely that adversaries may successfully breach or compromise organizational information systems, because of the constantly changing and increasing sophistication of adversaries, especially the advanced persistent threat (APT). One of the best techniques to address this concern is for organizations to share threat information. This can include sharing threat events (i.e., tactics, techniques, and procedures) that organizations have experienced and mitigations that organizations have found are effective against certain types of threats, threat intelligence (i.e., indications and warnings about threats that are likely to occur). Threat information sharing may be bilateral (e.g., government-commercial cooperatives, government-government cooperatives) or multilateral (e.g., organizations taking part in threat-sharing consortia). Threat information may be highly sensitive requiring special agreements and protection or less sensitive and freely shared.

The OCISO is responsible for maintaining a threat awareness program that monitors threat intelligence for actionable information and shares this information with relevant system owners, CISA, and other government agencies as needed. CISA coordinates communication of threat intelligence information between the GSA and other Federal agencies. In addition, the OCISO has a program for daily monitoring of network traffic for evidence of data exfiltration. Semi-annual testing is conducting of this data exfiltration review capability.

10 Summary of NIST 800-53 IR Controls

Summary of NIST 800-53 IR Controls. CIO-IT Security-18-90 provides details on IR control parameters, common control implementations, and system specific expectations. Table 10-1 provides a mapping of coverage within this procedural guide to NIST 800-53, Revision 5 controls. Where there is a conflict between NIST guidance and GSA guidance, contact the Office of the CISO at gsa-ir@gsa.gov.

Table 10-1. Mapping of NIST IR Controls to GSA Documents

Control	Control Name	Reference to Control Implementation
IR-01	Policy and Procedures (Incident Response)	Appendix B – Policy Entire Document - Procedures
IR-02	Incident Response Training	Section 4.6
IR-03	Incident Response Testing	Section 4.5
IR-04	Incident Handling	Sections 4 and 5
IR-05	Incident Monitoring	Section 4 (use of ServiceNow ticketing)
IR-06	Incident Reporting	Sections 2, 3, 4, and 5
IR-07	Incident Response Assistance	Section 4
IR-08	Incident Response Plan	Entire guide

CUI//ISVI

Appendix A: Incident Response Roles and Responsibilities

This section highlights the roles and responsibilities related to the implementation of the IR process. The responsibilities provided below have been extracted or paraphrased from CIO 2100.1Q, CIO 9297.2C CHGE 1, or summarized from GSA and Federal guidance.

GSA Chief Information Officer (CIO). Incident Response related responsibilities of the CIO include the following:

- Ensuring information assurance and the protection of GSA's cyber-based critical infrastructure;
- Establishing reporting requirements within GSA to assess GSA's IT security posture, verifying compliance with Federal requirements and approved policies, and identifying agency-wide IT security needs.

Chief Information Security Officer (CISO). Incident Response related responsibilities of the CISO include the following:

- Reporting to the GSA CIO on activities and trends that may affect the security of systems and applications assigned to GSA;
- Implementing and overseeing GSA's IT Security Program by developing and publishing IT Security Procedural Guides that are consistent with this policy;
- Periodically assessing risk and magnitude of the harm resulting from unauthorized access, use, disclosure, disruption, modification, or destruction of information and information systems that support the operations and assets of the agency;
- Periodically testing and evaluating the effectiveness of information security policies, procedures, and practices;
- Establishing and maintaining a process for planning, implementing, evaluating, and documenting remedial action to address any deficiencies in the information security policies, procedures, and practices of the agency;
- Developing and implementing procedures for detecting, reporting, and responding to security incidents;
- Ensuring preparation and maintenance of plans and procedures to provide continuity of operations for information systems that support the operations and assets of GSA;
- Establishing and periodically reviewing and approving the staff plan for the Incident Response Team.

Authorizing Official (AO). Incident Response related responsibilities of the AO include the following:

- Ensuring adherence to GSA's IT Security Policy;
- Ensuring all incidents involving data breaches which could result in identity theft are coordinated through GSA IT's Office of the Chief Information Security Officer (OCISO) and the GSA Management Incident Response Team (MIRT) using the GSA breach notification plan per OMB Memorandum M-17-12, "Preparing for and Responding to a Breach of Personally Identifiable Information," CIO-IT Security-01-02 (this guide), and GSA Order CIO 9297.2C CHGE 1.

CUI//ISVI

Information Systems Security Manager (ISSM). Incident Response related responsibilities of the ISSM include the following:

- Reviewing and coordinating reporting of Department of Homeland Security (DHS) CISA Activity Alerts (AA), compliance reviews, security training, incident reports, contingency plan testing, and other IT security program issues.

Information Systems Security Officer (ISSO). Incident Response related responsibilities of the ISSO include the following:

- Ensuring the system is operated, used, maintained, and disposed of in accordance with internal security policies and procedures. Necessary security controls should be in place and operating as intended;
- Advising System Owners of risks to their systems and obtaining assistance from the ISSM, if necessary, in assessing risk;
- Assisting System Owners in completing and maintaining the appropriate security documentation including the system security plan;
- Identifying, reporting, and responding to security incidents;
- Reviewing and responding as appropriate to Security Advisory Alerts on vulnerabilities.
- Reviewing system security audit trails and system security documentation to ensure security measures are implemented effectively;
- Evaluating known vulnerabilities to ascertain if additional safeguards are needed; ensuring systems are patched, and security hardened;
- Beginning protective or corrective measures if a security breach occurs;
- Assisting in the development and maintenance of contingency plan and contingency plan test report documentation.

System Owners. Incident Response related responsibilities of the System Owners include the following:

- Ensuring their systems and the data each system processes have necessary security controls in place and are operating as intended and protected in accordance with (IAW) GSA regulations and any additional guidelines established by the OCISO and relayed by the ISSO or ISSM;
- Participating in activities related to the assessment and authorization of the system to include security planning, risk assessments, security and incident response testing, and contingency planning and testing;
- Developing, implementing, and maintaining an approved IT Contingency Plan which includes an acceptable Business Impact Analysis (BIA);
- Coordinating with IT security personnel including the ISSM and ISSO and Data Owners to ensure implementation of system and data security requirements;
- Working with Data Owners to ensure the appropriate level of auditing and logging data is enabled and generated to support monitoring activities;
- Working with Data Owners to ensure that log data is archived for a period of not less than 180 days;
- Working with Data Owners to audit user activity for indications of fraud, misconduct, or other irregularities;
- Working with Data Owners to document all phases of monitoring activity including monitoring procedures, response processes, and steps performed when reviewing user activity.

CUI//ISVI

Data Owners (a.k.a. Functional Business Line Managers). Incident Response related responsibilities of the Data Owners include the following:

- Coordinating with System Owners, ISSMs, ISSOs, and Custodians to ensure the data is properly stored, maintained, and protected IAW GSA policies, regulations and any additional guidelines established by GSA.
- Ensuring protection of GSA's systems and data in accordance with GSA's IT Security Policy and the GSA Records Management Program.
- Coordinating with IT security personnel including the ISSM and ISSO and System Owners to ensure implementation of system and data security requirements;
- Working with the System Owner to ensure the appropriate level of auditing and logging data is enabled and generated to support monitoring activities.
- Working with the System Owner to ensure that log data is archived for a period of not less than 180 days;
- Working with the System Owner to audit user activity for indications of fraud, misconduct, or other irregularities;
- Working with the System Owner to document all phases of monitoring activity including monitoring procedures, response processes, and steps performed when reviewing user activity.
- Working with the System Owner to provide the IART evidence that it has provided any required breach notification and/or services within the required timeframe.

Acquisitions/Contracting (Contracting officers [CO]/Contracting Officer's Representatives [COR]). Incident Response related responsibilities of Acquisitions/Contract include the following:

- Coordinating with the CISO or other appropriate official as required ensuring that all agency contracts and procurements are compliant with the agency's information security policy;
- Working with the CISO to facilitate the monitoring of contract performance for compliance with the agency's information security policy;
- Ensuring that all IT acquisitions include the appropriate security requirements in each contract and task order;
- Ensuring all GSA contracts, Request for Proposals (RFP), and Request for Quotes (RFQ) involving Privacy Act information adhere to the Federal Acquisition Regulations (FAR) Privacy Act provisions (Subparts 24.1) and include the specified contract clauses (Parts 52.224-1 and 52.224-2), as appropriate;
- Ensuring new solicitations where the information system is contractor owned and operated on behalf of GSA or the Federal Government (when GSA is the managing agency) includes the security contract language from CIO-IT Security 09-48, "Security and Privacy Requirements for IT Acquisition Efforts."
- Working with the System Owner to provide the IART evidence that it has provided any required breach notification and/or services within the required timeframe.

Custodians. Incident Response related responsibilities of the Custodians include the following:

- Coordinating with Data Owners and System Owners to ensure the data is properly stored, maintained, and protected;
- Providing and administering general controls such as back-up and recovery systems consistent with the policies and standards issued by the Data Owner;

CUI//ISVI

- Establishing, monitoring, and operating information systems in a manner consistent with GSA policies and standards as relayed by the Authorizing Official.

Users of IT Resources. Incident Response related responsibilities of Users of IT Resources include the following:

- Reporting any observed or suspected security problems/incidents to their local IT Service Desk.

System/Network Administrators. Incident Response related responsibilities of System/Network Administrators include the following:

- Ensuring the appropriate security requirements are implemented consistent with GSA IT security policies and hardening guidelines;
- Implementing system backups and patching of security vulnerabilities;
- Working with the Custodian/ISSO to ensure appropriate technical security requirements are implemented;
- Identifying and reporting security incidents and assisting the OCISO in resolving the security incident.

Initial Agency Response Team (IART). Incident Response related responsibilities of the Initial Agency Response Team include the following:

- The Chief Privacy Officer leads this group and assists the program office by providing a notification template, information on identity protection services (if necessary) and any other assistance deemed necessary.
- Breaches that involve a limited number of individuals and a limited amount of breached PII will be considered minor. Breaches that impact up to 1,000 individuals will be handled by the Initial Agency Response Team.
- Within the required timeframe of an incident being escalated to it, the Initial Agency Response Team is responsible for both confirming whether a breach in fact occurred and assisting the program office as it provides any breach notification and/or services to the impacted individuals.
- The OCISO is responsible for ensuring the CISA Report is submitted and the Office of Inspector General (OIG) is notified. The Initial Agency Response Team will determine the appropriate remedy. If a unanimous decision cannot be made, it will be elevated to the Full Agency Team.
- The program office is responsible for providing the remedy to the impacted individuals (including associated costs). It will also provide evidence that notification was provided to impacted individuals within ninety (90) calendar days of the date of the incident's escalation to the Initial Agency Response Team, absent national security or law enforcement agency involvement, an incident or breach implicating large numbers of records or affected individuals, or similarly exigent circumstances. The Senior Agency Official for Privacy (SAOP) will determine the appropriate timeframe for incidents not escalated to the Full Response Team (see below).
- If the impacted individuals are contractors, notification will be handled by the contract officer, working with the vendor. The Chief Privacy Officer will provide a notification template and other assistance deemed necessary.
- The SAOP is the SES responsible for the privacy program at GSA. The Chief Privacy Officer handles the management and operation of the privacy office at GSA.

CUI//ISVI

Full Response Team (FRT). Incident Response related responsibilities of the Full Response Team include the following:

- A major breach involves a large amount of PII. Breaches that impact more than 1,000 individuals or significant types of PII will be deemed as “major” and will be handled by the Full Response Team. Based on the risk assessment, breaches that impact fewer than 1,000 may still be moved under the purview of the Full Response Team should they involve a large amount of PII or that may cause substantial harm, embarrassment, inconvenience, or unfairness to any individual.
- This team consists of the program manager of the program experiencing or responsible for the breach, the SAOP, the Chief Information Officer (CIO), OCISO, Chief Privacy Officer, Office of Strategic Communications (OSC), Office of Congressional and Intergovernmental Affairs (OCIA), and the Office of General Counsel (OGC), Mission or system owners, Security Operations Division Director, or representative. The OSC and OCIA are included for awareness and coordination purposes.
- Within the required timeframe of an incident being escalated to it, the Full Response Team is responsible for both confirming whether a breach in fact occurred and assisting the program office as it provides any notification and/or services to the impacted individuals absent national security or law enforcement agency involvement, an incident or breach implicating large numbers of records or affected individuals or similarly exigent circumstances. The Full Response Team will determine the appropriate timeframe for breaches under its purview.
- The Full Response Team is responsible for determining whether a major incident has occurred (requiring Congressional and Inspector General reporting as described in the most current OMB Memorandum on federal information security and privacy management requirements). The CISO leads the team for major non-privacy incident determinations and the SAOP will lead for major privacy incident determinations.

CUI//ISVI

Appendix B: GSA Incident Response Policy Statements

The following incident response requirements are extracted from GSA Order CIO 2100.1Q.

Chapter 6, Policy for Respond Function, states:

1. Response planning.
 - a. All information systems must have their contingency plans and incident response plans tested annually.
 - b. Lessons learned during contingency plan and incident response plan tests must be incorporated into revised plans.
2. Communications.
 - a. Users must immediately report the following to the GSA IT Service Desk:
 - (1) Suspected vulnerabilities, security violations, and security incidents to the GSA IT Service Desk.
 - (2) Lost or stolen portable storage devices; and
 - (3) Lost or stolen hardware, software, and/or information in physical form.
 - b. Users must also report:
 - (1) All losses to the Federal Protective Service via the appropriate Regional Hotline, as directed by the appropriate ISSO or the GSA IT Service Desk.
 - (2) Any loss occurring outside of Federal facilities to the local police.
 - (3) Lost PIV cards to the Central or Regional OMA office after reporting to the GSA IT Service Desk.
 - c. GSA Incident Response Teams must report incidents as described in GSA CIO-IT Security-01-02. IAW FISMA, "major incidents" to be reported to the U.S. Congress within seven days of detection.
 - d. Data breaches (i.e., loss of control, compromise, unauthorized disclosure, unauthorized acquisition, unauthorized access, or any similar term referring to situations where persons other than authorized users with an authorized purpose have access or potential access to PII, whether physical or electronic) shall also follow reporting and response procedures as defined in GSA Order CIO 9297.2C CHGE 1.
 - e. ISSOs must report any security incidents reported to them to the GSA IT Service Desk and the GSA OCISO.
 - f. Information will be shared by the GSA Incident Response Team, as appropriate, and IAW GSA CIO-IT Security-01-02.
 - g. Coordination with stakeholders will be conducted by the GSA Incident Response Team, as appropriate, and IAW GSA CIO-IT Security-01-02.
 - h. Information sharing with external stakeholders will be conducted by the GSA Incident Response Team, as appropriate and in coordination with the GSA CISO, IAW GSA CIO-IT Security-01-02.
3. Analysis.
 - a. The OCISO will communicate notifications/alerts from detection systems for investigation by GSA's Incident Response Team via email or the GSA IT Service Desk. Procedures must be documented for responses to detected irregularities.
 - b. IAW GSA CIO-IT Security-01-02, the GSA Incident Response Team will:
 - (1) Investigate notifications/alerts from detection systems IAW;
 - (2) Determine the impact of an incident in coordination with other personnel/organization, as appropriate; and

CUI//ISVI

- (3) Perform forensics analysis of incidents/the evidence of incidents, as necessary.
 - c. IAW GSA CIO-IT Security-01-02, the GSA OCISO will:
 - (1) With the Incident Response Team, categorize incidents;
 - (2) Establish a vulnerability management process for identifying vulnerabilities via internal testing/scanning; and
 - (3) Notify personnel with security responsibilities of vulnerabilities disclosed via SAAs or other external sources.
 - d. ISSMs and ISSOs must report on the status of the SAAs to the Office of the CISO upon request.
4. Mitigation.
- a. The GSA Incident Response Team, in coordination with system personnel, will contain incidents IAW GSA CIO-IT Security-01-02.
 - b. Incidents will be mitigated or remediated based on activities executed by the GSA Incident Response Team and system personnel, as described in GSA CIO-IT Security-01-02 and the system's recovery plan.
 - c. IAW GSA CIO-IT Security-06-30, system vulnerabilities must be:
 - (1) Remediated or mitigated IAW specified timeframes;
 - (2) Included in a Plan of Action & Milestones; or
 - (3) Included in an Acceptance of Risk Letter.
 - d. Systems must comply with the required actions specified in DHS Cybersecurity Directives. The OCISO Security Operations Division (ISO) collaborates with system personnel regarding directives and reports status to DHS, as required.
5. Improvements.
- a. Incident response plans must be updated based on lessons learned during incident response or plan testing.
 - b. Contingency plans must be updated based on lessons learned during responses to disasters, other events invoking the contingency plan or plan testing.
 - c. Incident response strategies must be reviewed and updated, if necessary, at least annually to address system/organizational changes and problems or issues encountered while responding to incidents or plan testing.

CUI//ISVI

Appendix C: Federal Agency Incident Impact Classification

NOTE: The [Federal Agency Incident Impact Classification table](#) is available on CISA’s website.

Impact Category	Category Severity Levels
Functional Impact – A measure of the impact to business functionality or ability to provide services	NO IMPACT – Event has no impact.
	NO IMPACT TO SERVICES – Event has no impact to any business or Industrial Control Systems (ICS) services or delivery to entity customers.
	MINIMAL IMPACT TO NON-CRITICAL SERVICES – Some small level of impact to non-critical systems and services.
	MINIMAL IMPACT TO CRITICAL SERVICES – Minimal impact but to a critical system or service, such as email or active directory.
	SIGNIFICANT IMPACT TO NON-CRITICAL SERVICES – A non-critical service or system has a significant impact.
	DENIAL OF NON-CRITICAL SERVICES – A non-critical system is denied or destroyed.
	SIGNIFICANT IMPACT TO CRITICAL SERVICES – A critical system has a significant impact, such as local administrative account compromise.
	DENIAL OF CRITICAL SERVICES/LOSS OF CONTROL – A critical system has been rendered unavailable.
Information Impact – Describes the type of information lost, compromised, or corrupted.	NO IMPACT – No known data impact.
	SUSPECTED BUT NOT IDENTIFIED – A data loss or impact to availability is suspected, but no direct confirmation exists.
	PRIVACY DATA BREACH – The confidentiality of personally identifiable information (PII) ¹⁶ or personal health information (PHI) was compromised.
	PROPRIETARY INFORMATION BREACH – The confidentiality of unclassified proprietary information ¹⁷ , such as protected critical infrastructure information (PCII), intellectual property, or trade secrets was compromised.
	DESTRUCTION OF NON-CRITICAL SYSTEMS – Destructive techniques, such as master boot record (MBR) overwrite; have been used against a non-critical system.
	CRITICAL SYSTEMS DATA BREACH - Data pertaining to a critical system has been exfiltrated.
	CORE CREDENTIAL COMPROMISE – Core system credentials (such as domain or enterprise administrative credentials) or credentials for critical systems have been exfiltrated.
	DESTRUCTION OF CRITICAL SYSTEM – Destructive techniques, such as MBR overwrite; have been used against a critical system.
Recoverability – Identifies the scope of resources needed to recover from the incident	SUPPLEMENTED – Time to recovery is predictable with additional resources.
	EXTENDED – Time to recovery is unpredictable; additional resources and outside help are needed.

¹⁶ As defined in OMB Memorandum M-17-12, “personally identifiable information” refers to “information which can be used to distinguish or trace an individual’s identity.

¹⁷ Per the NIST CSRC Glossary, “proprietary information” is “Material and information relating to or associated with a company’s products, business, or activities, including but not limited to financial information; data or statements; trade secrets; product research and development; existing and future product designs and performance specifications; marketing plans or techniques; schematics; client lists; computer programs; processes; and knowhow that has been clearly identified and properly marked by the company as proprietary information, trade secrets, or company confidential information. The information must have been developed by the company and not be available to the Government or to the public without restriction from another source.”

CUI//ISVI

Appendix D. GSA Cyber Incident Reporting Form Instructions

GSA's Incident Reporting Form is available on the GSA [IT Security Forms and Aids](#) page.

Instructions: Click on the URL above to access the GSA IT Security Forms and Aids page. In the "Filter results" search box, type "Incident" and click on the Incident Reporting Form.

NOTE: Do not open the document on a computer that has possibly been compromised.

Enter the form's required information, including:

- Reporter's Contact information section (located on page 2 of the form). The Point of Contact (POC) for the incident should clearly identify Name, Email Address, and Telephone Number.
- Provide the date and time the incident occurred and a summary of what happened. Be as precise and as informative as possible. The more information provided, the better the chance of recovery from the incident and prevention in the future.
- Fill in other required information on page 3 of the form. The POC **MUST** indicate if the incident affects PII.

IMPORTANT: If the information is sensitive (IP address, access information such as an account login and password) do not include it in the form. Sensitive information should not be publicly viewed or transmitted via unencrypted email. A statement should be included that the requested information is sensitive and will be provided in person or via a secured method.

Submit the completed incident report to the GSA Incident Response Team at gsa-ir@gsa.gov.

It is extremely important to use good judgment, as well as comply with the GSA policy regarding sensitivity, when sending ANY information detailing an IT incident electronically.

Confirmed and/or suspected incidents involving the potential loss or compromise of PII in electronic or physical form must be reported IMMEDIATELY to the OCISO via the GSA IT Service Desk. The OCISO will determine when it is appropriate to report incidents to the GSA SAOP. The OCISO will also determine external reporting to the CISA, OIG, and U.S. Congress IAW this guide and the CISA Federal Incident Notification Guidelines.

CUI//ISVI

Appendix E: Incident Response Handling Tools

Incident Handling Tools

Note: The GSA evaluates the incident handling tools it uses on a regular basis, therefore the tools listed below are subject to change.

The GSA Incident Response Team utilizes a number of automated tools and services that are used to assist in incident handling, including:

- Enterprise Logging Platform - The SIEM Tool that collects and correlates event log data from network devices across the network including Firewalls, IDP/IPS devices, Web Proxies, and Wireless Access Points.
- FireEye Endpoint Security (HX series) - An endpoint-based solution that allows security analysts to conduct detailed investigations to identify and contain Indicators of Compromise (IOC) related to APT malware.
- Bit9 - Deployed as an application whitelisting solution that identifies executables on GSA workstations/servers in a central repository for investigating whether malware was executed on a device.
- Palo Alto Wildfire - Cloud-based malware detection service which performs static and dynamic analysis of binary executables ingressing the GSA network. Alerts on detection of malware.
- MaaS360 - The software management tool the GSA uses to deploy and inventory software on workstations and mobile devices.
- FireEye Managed Defense Portal - Allows for access to alerts from FireEye regarding threats.
- FireEye Intelligence - Allows for access to FireEye (formerly iSIGHT Partners) Vulnerability and Threat Reports.

Forensic Tool Sources

The GSA OCISO uses a combination of commercial and open-source tools to capture cyber-forensic evidence as part of a Tier 3 investigation. Detailed forensics investigations are also supported by several additional COTS and open-source tools, including, but not limited to, the following:

- General Forensics
 - FTK Forensic Toolkit - Provides the ability to conduct detailed forensic investigations on various platforms, such as hard drives, mobile devices, network data, and internet storage.
 - EnCase Forensic Imager - Provides the ability to acquire forensic images from local disks.
- Live Response Forensics
 - FireEye HX - Provides ability to collect memory images, and on live systems, can include the paging file in its analysis.
 - Mandiant Redline - Provides ability to analyze memory images.

CUI//ISVI

Appendix F: References

Federal Laws, Standards, Regulations, and Publications

- CISA [Government Cybersecurity Incident and Vulnerability Response Playbooks](#)
- CISA [Federal Incident Notification Guidelines](#)
- CISA [National Cyber Incident Scoring System](#) (NCISS)
- [Cyber Incident Severity Schema \(CISS\)](#), United States Federal Cybersecurity Centers
- [Federal Information Processing Standards \(FIPS\) Publication 199](#), Standards for Security Categorization of Federal Information and Information Systems
- [Federal Information Security Modernization Act \(FISMA\) of 2014](#)
- [National Archives and Records Administration \(NARA\) General Records Schedule \(GRS\) 3.2](#), Information Systems Security Records
- NIST [Computer Security Resource Center's Glossary](#)
- [NIST SP 800-53 Revision 5](#), Security and Privacy Controls for Information Systems and Organizations, and CISA Federal Incident Notification Guidelines
- [NIST SP 800-61 Revision 2](#), Computer Security Incident Handling Guide
- [NIST SP 800-84](#), Guide to Test, Training, and Exercise Programs for IT Plans and Capabilities, provides additional guidance on how to conduct these tests and exercises
- [OMB M-25-04](#), Fiscal Year 2025 Guidance on Federal Information Security and Privacy Management Requirements
- [OMB M-17-12](#), Preparing for and Responding to a Breach of Personally Identifiable Information
- [OMB M-07-16](#), "Safeguarding Against and Responding to the Breach of Personally Identifiable Information"

GSA Policies, Procedures, Guidance

- [GSA Order ADM 2400.1B](#), Insider Threat Program
- [GSA Order CIO 2100.1Q](#), GSA Information Technology (IT) Security Policy
- [GSA Order CIO 2180.2](#), GSA Rules of Behavior for Handling Personally Identifiable Information (PII)
- [GSA Order CIO 9297.2C CHGE 1](#), GSA Information Breach Notification Policy

The following guides are available at the [GSA IT Security Procedural Guides](#) InSite page

- CIO-IT Security-01-08: Audit and Accountability (AU)
- CIO-IT Security-06-29: Contingency Planning (CP)
- CIO-IT Security 09-48: Security and Privacy Requirements for IT Acquisition Efforts

CUI//ISVI

CIO-IT Security-01-02, Revision 21

Incident Response (IR)

- CIO-IT Security-18-90: Common Control Catalog (CCC)

CUI//ISVI

Appendix G: Glossary

Authorizing Official: The GSA official charged with validating the Authority to Operate and the security controls applied to the system under the FISMA Act.

Data Breach: The release of sensitive information to an unauthorized party or into an insecure environment, which according to CISA guidelines, does not include losses of encrypted mobile devices, or losses of physical information that do not involve a computer

Denial of Service (DoS): An attack that prevents or impairs the authorized use of networks, systems, or applications by exhausting resources.

Enterprise Staff: The GSA staff that support a system and similar systems throughout the GSA.

Event: Any observable occurrence in a network or system.

Inappropriate or Improper Usage: A person who violates acceptable use of any network or computer policies.

Identity Theft: Illegal possession and/or usage of Personally Identifiable Information (PII).

Improper Usage: Any activity performed by a person that violates acceptable use of any network or computer policies.

Incident: A violation, suspected violation, or imminent threat of violation of information security or privacy policies, acceptable use policies, or standard security practices.

Incident Handling / Incident Response: The remediation and/or mitigation of violations of security policies and recommended practices.

Information Systems Security Officer (ISSO): ISSOs are responsible for ensuring implementation of adequate system security and privacy protections, including proper control implementations, in order to manage cybersecurity risk.

Information Systems Security Manager (ISSM): ISSMs are responsible for all IT system security and privacy matters for the systems under their authority.

Malicious Code: A virus, worm, Trojan horse, or other code-based malicious entity that successfully infects a host.

Non-serious Incident: An incident that:

- does not require reporting to CISA;
- does not threaten GSA systems or data; and
- can be remediated by local staff without assistance or intervention from the OCISO.

Personally Identifiable Information (PII): PII is information that can be used to distinguish or trace an individual's identity, either alone or when combined with other information. Because there are many different types of information that can be used to distinguish or trace an individual's identity, the term PII is necessarily broad. The definition of PII is not anchored to any single category of information or technology. Rather, it requires a case-by-case assessment of the specific risk that an individual can be identified using information that is linked or linkable to said individual. In performing this assessment, it is important to recognize that information that is not PII can become PII whenever additional information is made publicly available — in any medium and from any source — that, when combined with other information to identify a

CUI//ISVI

specific individual, could be used to identify an individual (e.g., SSNs, name, DOB, home address, home email).

Privacy Breach: A privacy breach is the actual or suspected compromise, unauthorized disclosure, unauthorized acquisition, unauthorized access, and/or any similar occurrence where (1) a person other than an authorized user accesses or potentially accesses PII or (2) an authorized user accesses or potentially accesses PII for other-than- an authorized purpose.

Security Event: An event collected by sensors or reported by observers that may have relevance to security. Events are factual in nature and are separate from any conclusions regarding meaning.

Security Incident: A set of events that have been examined and determined to indicate a violation of security policy or an adverse effect on the security status of one or more systems within the enterprise.

Serious Incident: An incident that has confirmed impact to the confidentiality, integrity, or availability of GSA systems and data, has legal, political, or privacy implications, affects other federal agencies, or requires security experience or resources not otherwise available.

Scanning: Sending packets or requests to another system to gain information to be used in a subsequent attack.

Unauthorized Access: A person gains logical or physical access without permission to a network, system, application, data, or other IT resource.

Victim Device: A computer or other system that is the target of or was used in a security incident or a violation of IT security policy.