



GENERAL SERVICES ADMINISTRATION PUBLIC BUILDING SERVICES SUPPLEMENTAL LEASE AGREEMENT	SUPPLEMENTAL AGREEMENT NO. 012 TO LEASE NO. GS-08P-14172	DATE: 15-Aug-12
ADDRESS OF PREMISES: 5425 West Amelia Earhart Drive Salt Lake City, UT 84116		
THIS AGREEMENT, made and entered into this date by and between: Whose address is: KDC MLH SLC VENTURE, LLC 8115 Preston Road, Suite 700 Dallas, TX 75225-6344 hereinafter called the Lessor, and the UNITED STATES OF AMERICA, hereinafter called the Government: WHEREAS, the parties hereto desire to amend the above Lease to clarify the current lease documents. NOW THEREFORE, these parties for the considerations hereinafter mentioned covenant and agree that the said Lease is amended, effective the date shown above, as follows:		
PCO No: 0043 Cell Phone and [REDACTED] Revisions Lessor PCO No 0043 Amount [REDACTED] Days: 0 calendar days		
Scope: In POR paragraph 14.0 (Appendix 2: Room Data Matrix Legend) under the heading for Architectural and subheading of SWE, paragraph 11, replace the words "at a rate of 1 slot per 100 square feet of floor area" with the following: "as follows: Room 329 20 cell phone lockers Room 153 15 cell phone lockers Room 314 100 cell phone lockers" In POR paragraph 14.0 (Appendix 2: Room Data Matrix Legend) under the heading for Architectural and subheading of Special Architectural, amend paragraph 53 by adding the following at the end of the sub-paragraph: "Provide ten (10) [REDACTED]." 		
PCO No: 0058 Revise 24/7 HVAC Requirements Lessor PCO No 0058 Amount [REDACTED] Days: 0 calendar days		
Scope: Provide for 24/7 HVAC as indicated in the Room Data Matrix dated May 6, 2011 instead of as indicated in the Room Data Matrix dated January 20, 2011.		

LEASE NO **GS-08P-14172**
Supplemental Lease Agreement **012**

Initials  
Govt Lessor

PCO No: 0117 Room 124 Revisions (Area 7-91)

Lessor PCO No Amount: [REDACTED] Days: 0 calendar days

Scope: Modify the requirements for room 124 (Area 7-91) as noted below:

East wall: Provide the following preparatory work for installation of 16 TV monitors by others:

- Duplex outlets (one per monitor) using Essential power and 1.5 inch EMT conduit (in lieu of a ¾ inch EMT conduit specified in POR 7.10.E.1) to each junction box. The outlets and junction boxes are to be located per the attached diagram and as dimensioned on the attached Excel spreadsheet.
- Plywood backing and support on the entire east wall
- Drywall over the top of plywood, painted flat black

Floor/East wall:

- Provide two (2) Base feed power sources to control desk pod (5' off center of east wall)
- Provide metal trough for cabling to control desk flush with floor from east wall with pathway up wall stubbed above ceiling
- Delete power pole shown on Drawing E-301A

PCO No: 0119 Room 405 Access Control Closet and Outlets

Lessor PCO No Amount: [REDACTED] Days: 0 calendar days

Scope: Construct a 12" deep closet in the north/east corner of Workroom 405 to house the access control hardware panels, as per the sketch labelled "Salt Lake City FO Workroom 405 - Added SWE Closet" dated 28 Feb 12 and two example photos attached thereto. Provide three (3) electrical outlets within the closet. Provide cherry wood veneer on the closet doors to match finish of room door. Consult with the Field Office staff prior to completing any work inside the closet.

PCO No: 0124 Downlights for Display Case, C108

Lessor PCO No Amount: [REDACTED] Days: 0 calendar days

Scope: Provide two (2) downlights, fixture type "G" (34 watt LED), spaced equally, to the display case located in Corridor C108, outside Supply 144.


PCO No: 0128 Winsted Console

Lessor PCO No Amount: [REDACTED] Days: 0 calendar days

Scope: Provide and install the Winsted Console Unit shown on the 3D sketches (powered by WELS Software) provided by Winsted Control Room Consoles, dated 3/14/2012.

Install the unit in Open Office 124 in the location where the boomerang-shaped desk is currently shown on the drawing provided by OM Workspace, dated 3/26/2012.

Also, refer to Winsted's Quote No. 34206010 dated March 16, 2012 for pricing details, not including installation or taxes.

Initials 
Gov't Lessor

PCO No: 0129 Mail Sorter

Lessor PCO No Amount: [REDACTED] Days: 0 calendar days

Scope: Furnish and install the Hamilton Sorter mail sorter unit and console tables for the Mail Distribution Room B143 (27-50). Refer to the following documents for more detail:
 - Hamilton Sorter unit sketch dated 3/14/2012.
 - Hamilton Sorter proposal/quote dated 3/26/2012.

The units are to be placed on the east counter of Room 143 and the tables will be placed in the center of the room.

The color schematic is as follows:

- Sort Module Laminate: Graphite Nebula
- Sort Module Shelving Inserts: Black
- Sort Module Edge Banding: Black
- Console Table Laminate: Graphite Nebula
- Console Table Tops: Stainless Steel
- Console Panel Laminate: Graphite Nebula
- Full Console Insert: Graphite Nebula
- Console Edge Banding: Anodized Aluminum

PCO No: 0130 Power Strips in Workroom 228 (11-33A/35)

Lessor PCO No Amount: [REDACTED] Days: 0 calendar days

Scope: Furnish and install a fifth power strip on the east wall of Workroom 228. The location of the power strips is to be coordinated with the work desk locations along the wall.

PCO No: 0136 Partition and Door - Office 323

Lessor PCO No Amount: [REDACTED] Days: 0 calendar days

Scope: Furnish and install a Type A1 partition and door in Office 323 as shown on the sketch numbered 2.1-57A3 and last revised on 4/2/2012. The door is to be Door Type 1, with Hardware Function 1.

PCO No: 0138 Insulated Metal Doors

Lessor PCO No Amount: [REDACTED] Days: 0 calendar days

Scope: In POR section 5.1.F (INSULATED METAL DOORS), paragraph 1, change the words "provide 16-gauge" to "provide 18-gauge."

In POR Section 14.0 (Room Data Matrix Legend), under the heading of Architectural and sub-heading "Door Type" in the note at the bottom of the list change "16-gauge" to 18-gauge."

PCO No: 0141 Hoffman Box, Room 424

Lessor PCO No Amount: [REDACTED] Days: 0 calendar days

Scope: Install a 24" Hoffman Box provided by the Government in Room 424. The box is to be mounted on the east wall in the room, in line with the 4" conduit running from Room 330 to the Dog House on building roof. The Hoffman Box is to be mounted on the east wall at 58" from the north wall and 48" from floor on center. The 4" conduit will need to be cut so that both ends terminate inside the newly installed box.

PCO No: 0146 Additional Outlets, Room 330

Lessor PCO No _____ Amount: [REDACTED] Days: 0 calendar days

Scope: Provide an additional 18 outlets in Room 330 (30-99C). The outlets shall be in clusters of 3, each cluster 24" apart, and each box on a separate circuit. The outlets shall be in a double gang box with a 5-20R receptacle. The circuits shall be fed off of one of the electrical panels within the room.

All other terms and conditions of the Lease shall remain in force and effect.

IN WITNESS WHEREOF, the parties subscribed their names as of the above date.

[REDACTED]

EVA

(Title)

[Handwritten Signature]

IN THE PRESENCE OF

(Signature)
[REDACTED]

(Address)

[Handwritten Signature]

(Official Title)