

GENERAL SERVICES ADMINISTRATION PUBLIC BUILDING SERVICES	SUPPLEMENTAL AGREEMENT	DATE:
	NO. 013	05-Sep-12
SUPPLEMENTAL LEASE AGREEMENT		TO LEASE NO.
		GS-08P-14172

ADDRESS OF PREMISES: **5425 West Amelia Earhart Drive**
Salt Lake City, UT 84116

THIS AGREEMENT, made and entered into this date by and between:

Whose address is: **KDC MLH SLC VENTURE, LLC**
8115 Preston Road, Suite 700
Dallas, TX 75225-6344

hereinafter called the Lessor, and the UNITED STATES OF AMERICA, hereinafter called the Government:

WHEREAS, the parties hereto desire to amend the above Lease to clarify the current lease documents.

NOW THEREFORE, these parties for the considerations hereinafter mentioned covenant and agree that the said Lease is amended, effective the date shown above, as follows:

PCO No: 0003 HVAC Shutdown and Restart Button

Lessor PCO No 0003 Amount: [REDACTED] Days: 0 calendar days

Scope: Amend POR 6.4.E by inserting after sub-paragraph 9 a new sub-paragraph 10 reading as follows: "Room 91 shall have a control workstation (with password protection for use by designated [REDACTED] personnel) capable of monitoring all building systems and controlling the environmental conditions in all rooms in the Room Data Matrix. The BAS control workstation in Room 91 shall have a graphic HVAC summary page with a single button that can be clicked on to quickly, automatically and without damage shutdown all Ventilation components in the building. An orderly and automatic restart button for those systems is also required. This feature will only be used in an unlikely emergency situation but it will be tested during building commissioning.

PCO No: 0054 Access Control

Lessor PCO No 0054 Amount: [REDACTED] Days: 0 calendar days

Scope: Provide Access Control as indicated in the Room Data Matrix dated May 6, 2011 instead of as indicated in the Room Data Matrix dated January 20, 2011.

PCO No: 0086 Bushcomm HF Antenna Mounting

Lessor PCO No 0086 Amount: [REDACTED] Days: 0 calendar days

Scope: Provide mounting brackets and reinforcement of parking deck roof to support a two-tower [REDACTED] provided HF antenna rather than the single HF vertical whip antenna specified in Article 9.4 of the POR.



Amend POR paragraph 9.4.B (HF Antenna Requirements) by replacing sub-paragraphs 1 - 4 with the following: "See PCO 086."

PCO No: 0102 Cable Tray Revisions, 2nd Floor

Lessor PCO No Amount: [REDACTED] Days: 0 calendar days

Scope: Modify cable tray layout per [REDACTED] sketch labelled E-702 2nd Floor Cable Tray & PDS dated 1/20/2012.

LEASE NO **GS-08P-14172**
Supplemental Lease Agreement **013**

Initials  Govt  Lessor

PCO No: 0106 Cable Tray Changes, First Floor		
Lessor PCO No	Amount: [REDACTED]	Days: 0 calendar days
<p>Scope: Make the following changes to the cable tray configuration specified on E-701 at the 1st Floor as shown on the attached drawing:</p> <ol style="list-style-type: none"> 1. Add 24" cable tray between trays above C115 and C117; 2. Add 24" cable tray extending south from tray above C110 and ending just north of Room 153, and add six 4" conduits stubbed from the end of this added tray through the SWE wall in Room 153; 3. Add 24" cable tray extending south from tray above C110 along the entire east wall of Room 152; 4. Add 24" cable tray extending south from tray above C110 to inside of Room 155; 5. Add 24" cable tray extending west from tray above C111 to inside of Room 155; and 6. Re-route the cable tray between C111 and C114 to avoid crossing over rooms 158, 163 and 162 by extending the tray east over C113 and south over C114. 		
PCO No: 0110 Room 30-99 Cable Trays and Power		
Lessor PCO No	Amount: [REDACTED]	Days: 0 calendar days
<p>Scope: Configure the basket cable trays and the electrical pathways, outlets, and devices in the Area 30-99 rooms as detailed more specifically in Doug Slocum's email dated 12/29/2011 at 2:33 PM.</p> <p>Note: The reduction of outlets due to change in spacing from 6' to 12' is not included as it is already accounted for in the Electrical Ratio settlement, PCO 101.</p>		
PCO No: 0111 Antennae Support on Stair tower		
Lessor PCO No	Amount: [REDACTED]	Days: 0 calendar days
<p>Scope: Provide additional mounting supports on the east and south elevation of the west stair tower for [REDACTED] installed antennas, as per [REDACTED] request. Antennas will not extend more than 8 feet above the roofline and will be mounted at least 5 feet from exterior wall of the building.</p> <p>See attached sketches dated 1/10/12 for detail.</p>		
PCO No: 0113 Electrical Items Rooms 123, 216, 405, 334, A109, 121, 223, 309, 320, 424, 429		
Lessor PCO No	Amount: [REDACTED]	Days: 0 calendar days
<p>Scope: Make electrical changes as described in 100% C&S / 95% TI comments 1130, 1136-1139, and 1142-1149.</p>		
PCO No: 0114 Electrical Outlets, Rooms A114, 348, and 435		
Lessor PCO No	Amount: [REDACTED]	Days: 0 calendar days
<p>Scope: Relocate electrical outlets as detailed more specifically in [REDACTED] Design Review comments #1083, 1084, and 1085.</p>		

LEASE NO GS-08P-14172
Supplemental Lease Agreement 013

Initials MSD MS
Govt Lessor

PCO No: 0121 Revise electrical outlets in Executive area

Lessor PCO No Amount: [REDACTED] Days: 0 calendar days

Scope: Revise outlet locations in the Executive Area Private Offices as shown in the three sketches labelled "Gold Coast Offices Salt Lake Office Building" dated 2/20/12; the three sketches labelled "Interior Solutions" dated 2/28/12, and as summarized below:

Office 1-1 (Room 404) - No action required.

Office 1-5A (Room 402) - Relocate the current outlet combination to correspond with the furniture opening shown on the attached sketches.

Office 1-5B-1 (Room 407) - The column enclosure located on north wall needs to be re-framed to allow for at least 74" clear from the west wall to the west face of the column.

Office 1-5B-2 (Room 406) - Relocate the current outlet combination to correspond with the furniture opening shown on the attached sketches.

Open Office 1-6 East and West (Open Office 403) - Attached are sketches indicating where the outlets should be located in the two Open Office areas (East and West). Each workstation needs its own outlet rather than sharing one per 2-pack.

Office 23-26A (Room 409) - The desk/credenza will be moved away from the north wall to allow for the 9" column. Relocate the current outlet combination to correspond with the furniture opening shown on the attached sketches based on the movement of the furniture.

Office 23-26B (Room 408) - Relocate the current outlet combination to correspond with the furniture opening shown on the attached sketches.

PCO No: 0123 Projectionable Paint, Rooms 130 and 425

Lessor PCO No 0123 Amount: [REDACTED] Days: 0 calendar days

Scope: Paint the north wall of Room 130 and the west wall of Room 425 with "projectionable" paint. Acceptable paint products shall be as listed below or equivalent:

<http://www.paintonscreen.com/>
<http://www.gooscreen.com/>

PCO No: 0126 Room A101 Electrical Changes

Lessor PCO No Amount: [REDACTED] Days: 0 calendar days

Scope: Delete the wall feeds on the north and south walls of Room A101 and provide four quadruplex receptacles located in each of the four corners of the room to be fed from shielded panel (phone/data/power). The receptacles are to be located on the north and south walls, two feet from the corner walls. See drawing E-301D of the 100% TI/CS package dated 3/1/2012 for a sketch showing these changes.

Also, provide two 4" x 4" junction boxes with 4" x 4" mud rings at each outlet cluster location in addition to the two (2) junction boxes added as part of PCO #103 (Comment #1116). Refer to drawing E-301D as specified above for the location of the 4 boxes.

Initials  
Govt Lessor

PCO No: 0132	Manbars and Access Doors Area 30-09D	Lessor PCO No	Amount: [REDACTED]	Days: 0 calendar days
Scope: Provide additional manbars and access doors in the ductwork penetrating the perimeter walls at the Area 30-99 D rooms (Rooms 165, 166 and 167), the added manbars and access door will only be required at "Location #3" as shown in the sketch attached to Doug Slocum's email of 5/21/12.				
PCO No: 0135	Non-SWE Wall Foll Deduct	Lessor PCO No	Amount: [REDACTED]	Days: 0 calendar days
Scope: POR Section 5.3.C.1, replace "All Exterior Walls" with the following words: "All SWE Walls."				
PCO No: 0137	Site Conduit for CenturyLink	Lessor PCO No	Amount: [REDACTED]	Days: 0 calendar days
Scope: Install two (2) - 4" conduits necessary to provide permanent telephone services to the face of the building from the CenturyLink pedestal on the south side of the site. Refer to the drawings originally labeled Electrical Site Plan and First Floor Tenant Plan and annotated as Telephone Service Plan for more detail.				
PCO No: 0143	Electrical Outlets for [REDACTED]	Lessor PCO No	Amount: [REDACTED]	Days: 0 calendar days
Scope: Provide an essential power quad outlet for the [REDACTED] at the following eleven (11) door locations:				
	Room #		Door #	
[REDACTED TABLE]				
PCO No: 0144	Electrical Outlets for [REDACTED]	Lessor PCO No	Amount: [REDACTED]	Days: 0 calendar days
Scope: Provide duplex outlets 72 inches AFF for [REDACTED] at twenty-six (26) door locations as per the [REDACTED] matrix called PCO 144 Scope.				


Initials MB [Signature]
Gov't Lessor

PCO No: 0145 Misc Electrical Changes		
Lessor PCO No	Amount: [REDACTED]	Days: 0 calendar days
Scope: Misc. Electrical changes per Doug Stocum 6/13 email. Specifically, provide:		
<ol style="list-style-type: none"> 1. Room 403: Add a power/phone/data base feed cluster to the north side of the column wrap at Grid 9/E. [DELETED - not required] 2. Room 425: Add a power/phone/data base feed cluster to the east facing wall just east of Door 425A. 3. Room 118: Add an in-floor power/phone/data cluster box into the first full size raised flooring plate south of the north wall in alignment with the other clusters on the west side of 118. 4. Room A117: Add one 220V, 30 amp duplex power outlet surface mounted at 48 in. AFF to the south side of the steel column at Grid AE/A8. 		
PCO No: 0147 Additional Outlets, Room 118		
Lessor PCO No	Amount: [REDACTED]	Days: 0 calendar days
Scope: Install four additional duplex electrical power outlets next to the recessed boxes installed approximately 6" below the yet to be installed acoustical tile ceiling in Room 118 in the following locations:		
<ol style="list-style-type: none"> 1. South end of west wall 2. North end of west wall 3. North end of wall enclosing folding door near the north windows 4. In wall enclosing folding door just north of Door 118A 		
PCO No: 0150 Conduit for Security Camera		
Lessor PCO No	Amount: [REDACTED]	Days: 0 calendar days
Scope: Provide a 1" conduit from the inside the office building on 1st Floor, above Door S113, to the NW corner and SW corners of the parking garage for [REDACTED] cabling. The cabling will be installed by others.		
PCO No: 0151 Plywood for Room 155		
Lessor PCO No	Amount: [REDACTED]	Days: 0 calendar days
Scope: Provide five (5) additional sheets of plywood on the east wall of Room 155. The plywood is to be placed vertically above the outlets similar to the way the other sheets of plywood have been installed in the room.		

Initials [Signature] [Signature]
Gov't Lessor

All other terms and conditions of the Lease shall remain in force and effect.

scribed their names as of the above date.



EVP

(Title)

8115 Preston Rd., Suite 700
Dallas, TX 75225

(Address)

Contracting officer

(Official Title)